

FIG. 1
TEST DESK - TEST POSITION
1 PER POSM PER TEST SELR.

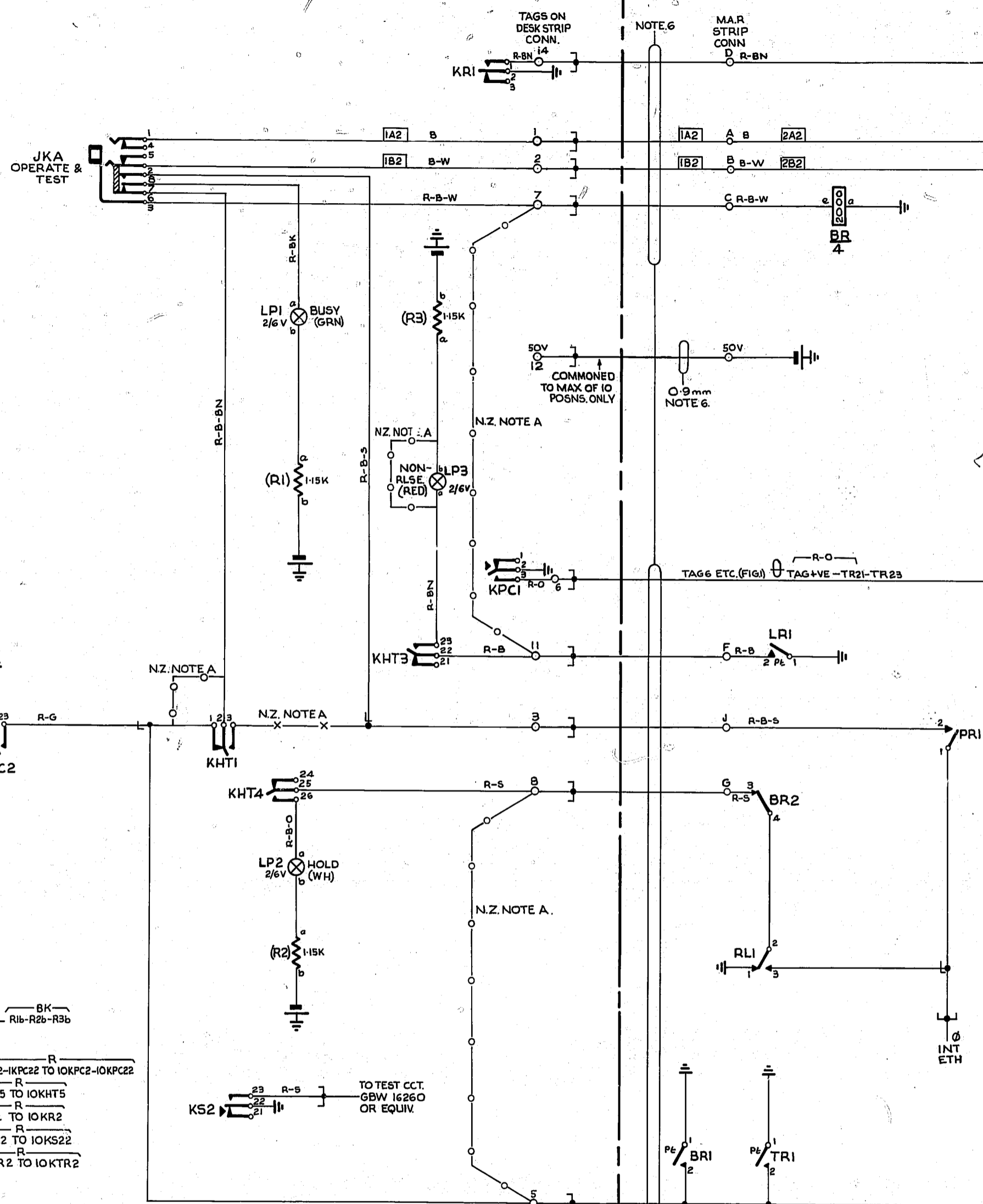
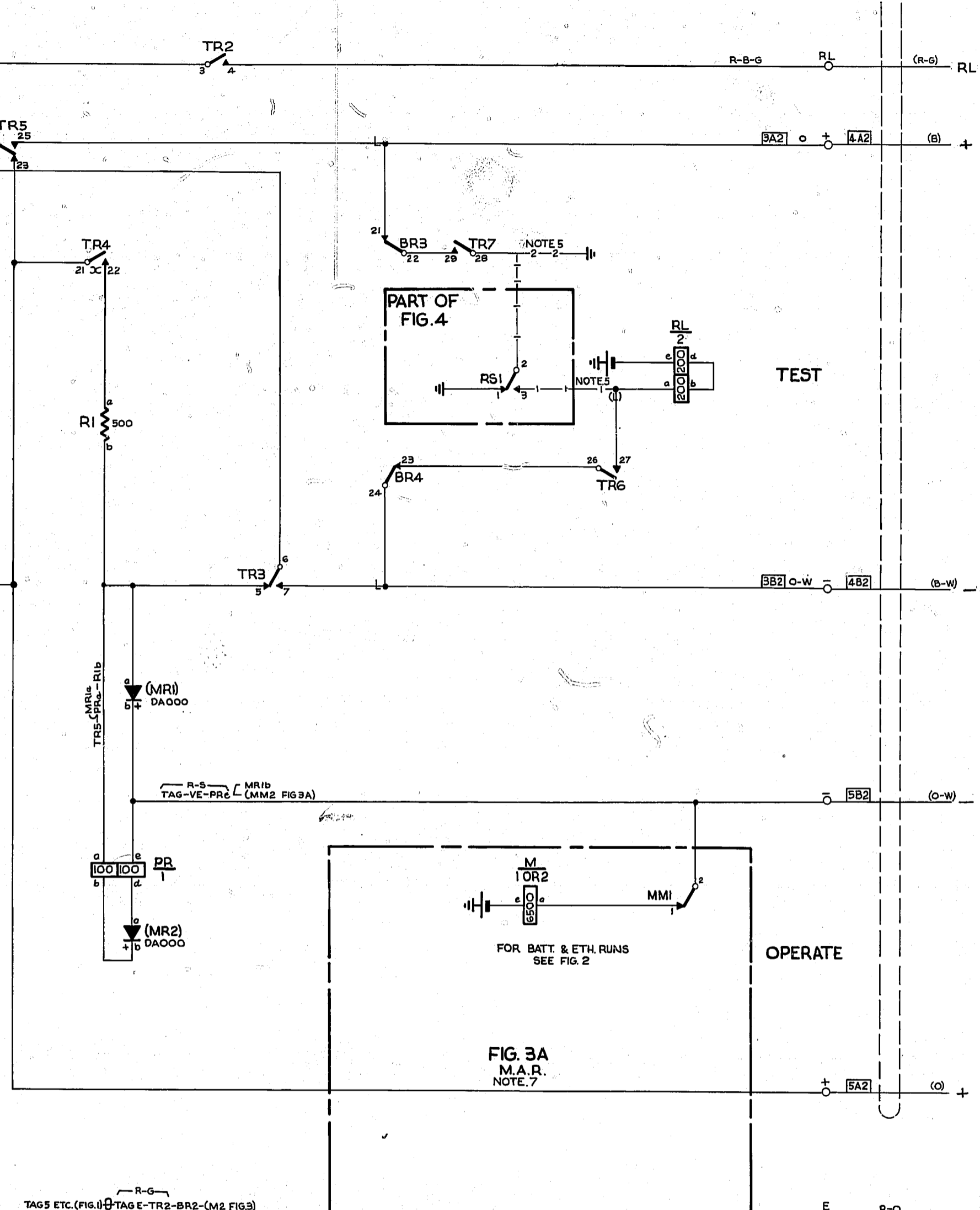
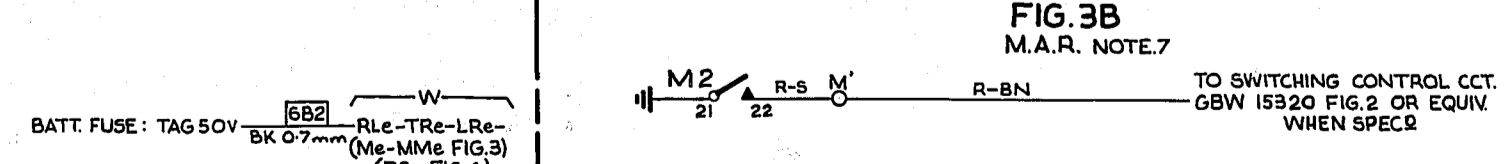
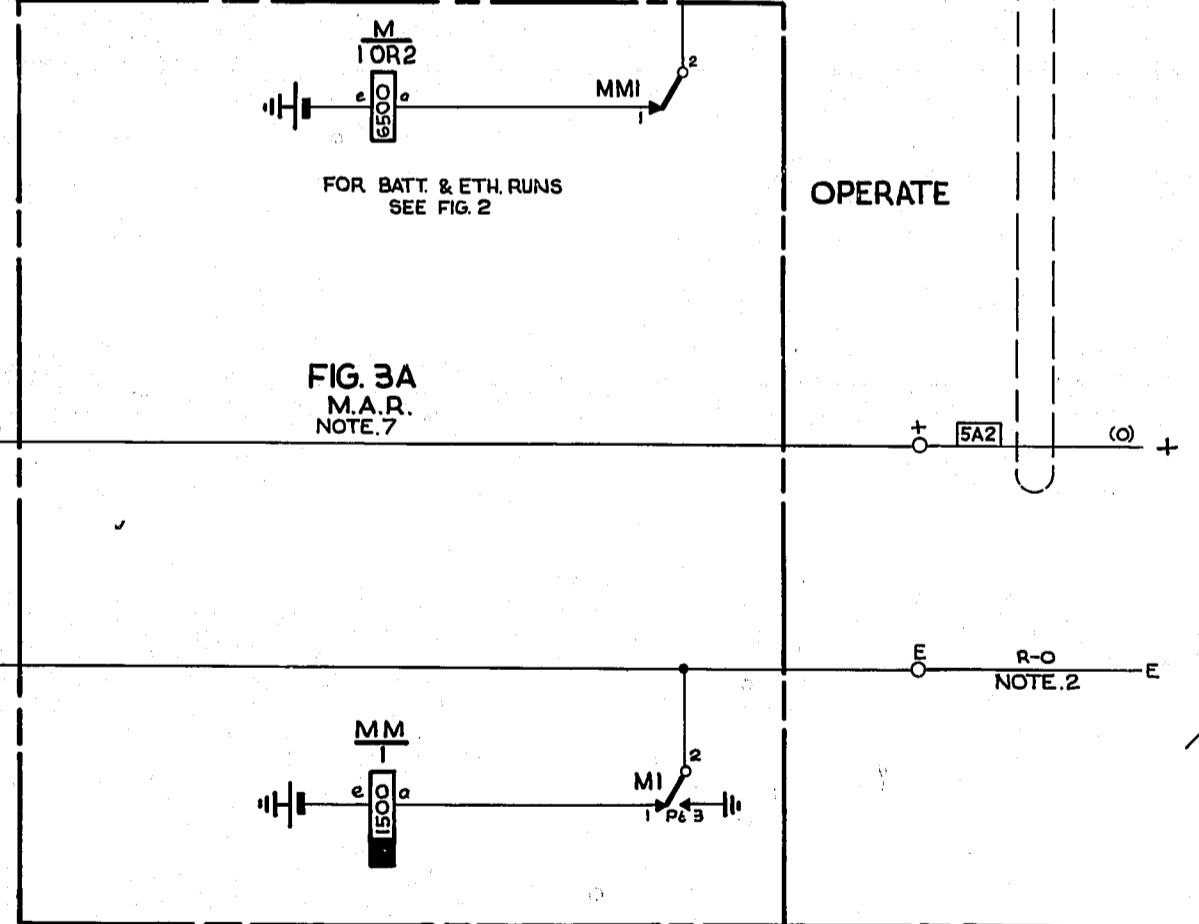


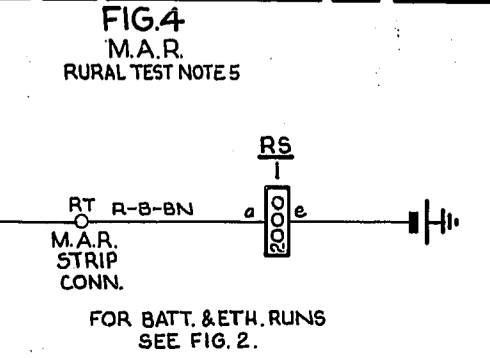
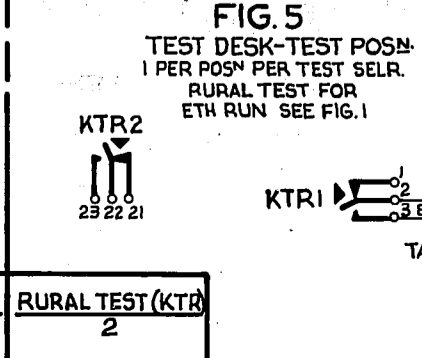
FIG. 2
M.A.R.
1 PER TEST SELR.



TO TEST SELECTOR DIRECT OR TO SWITCHING CONTROL CIRCUIT OR TO JUNCTION TO REMOTE EXCHANGE VIA M.D.F (EXCH) DIRECT.



EXPLAIN ONLY
PART OF NIGHT ALM
CCT. MISC. SECTION
GBW 11440 OR EQUIV.



- NOTES**
- FUSE: 1.5A PER IO POSITIONS PER DISTRIBUTION CCT.
 - LEAD 'E' IS REQUIRED ONLY WHEN CIRCUIT IS CONNECTED TO LOCAL SWITCHING CONTROL CIRCUIT OR IF GBW15320 FIG 3 OR EQUIV. IS PROVIDED.
 - ALL WIRING TO BE 0.5mm UNLESS OTHERWISE SPECIFIED.
 - Ø FOR WIRING SEE GBW10690 OR EQUIV.
 - WHEN FIG. 4 IS PROVIDED INSERT WIRING SHOWN THUS - I - & DELETE WIRING SHOWN THUS - 2 - WHEN FIG. 4 IS NOT PROVIDED INSERT WIRING SHOWN - 2 - & DELETE WIRING SHOWN - I -.
 - WHEN TEST DESK IS LOCATED REMOTE FROM AUTO EQUIPMENT, THESE LEADS MAY BE CABLED VIA M.D.F OR L.D.F.
 - WHEN SWITCHING CONTROL OF REMOTE TEST SELR IS REQ'D FIG 3A IS PROVIDED AT ALL CONTROLLING EXCHANGES IN ADDITION FIG 3B IS PROVIDED AT INTERMEDIATE CONTROLLING EXCHANGES.
- N.Z. NOTES**
- A. WHEN FIG. 1 IS USED WITH IZA-2TSTOAGTLA XC73795 PROVIDE WIRING SHOWN THUS - O - & DELETE WIRING SHOWN THUS - X - CONNECTIONS ARE NOT REQUIRED TO DESK STRIPS TAGS 4, 8, 11 AND 14.

RELEASE (KR) 2	PRIVATE CONTROL (KPC) 2	HOLD & TEST (KHT) 4	RURAL TEST (KTR) 2
STEP (KS) 2			

TEST DESK LINES TO TEST SELECTOR			
NZ NOTE A ADD. REDRAWN & METRICATED (193800)	IA 26-976		
(65906)	1 19-66		
AMENDMENT	PARTICULARS	ISSUE DATE	APP REF
NZPO			
DRAWN E.F.	CHECKED G.S.	WIRING G.S.	CIRCUIT G.S.
GBW 11432			