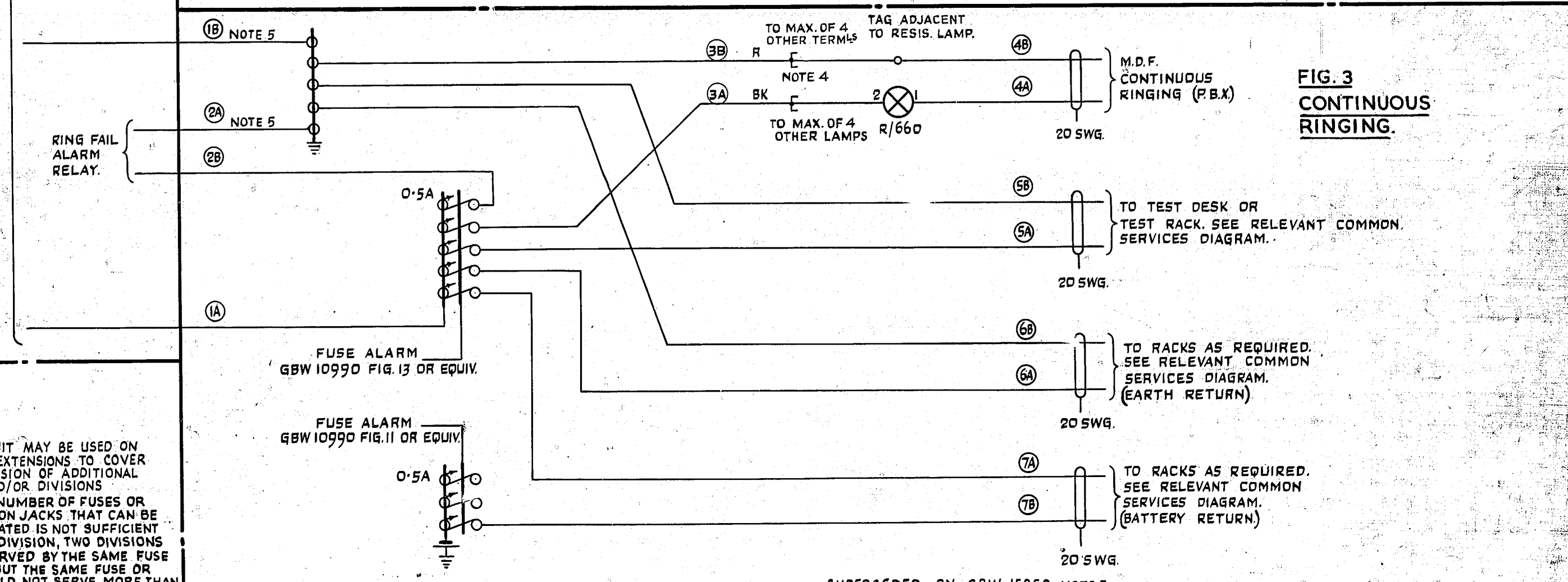
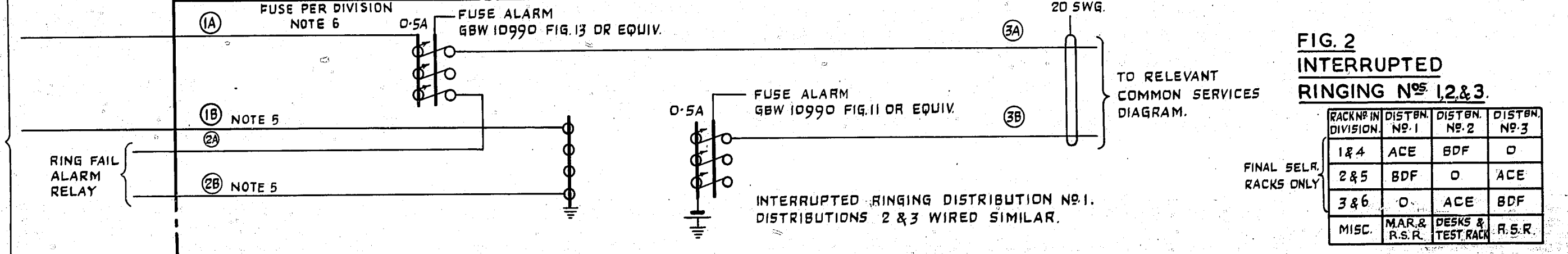
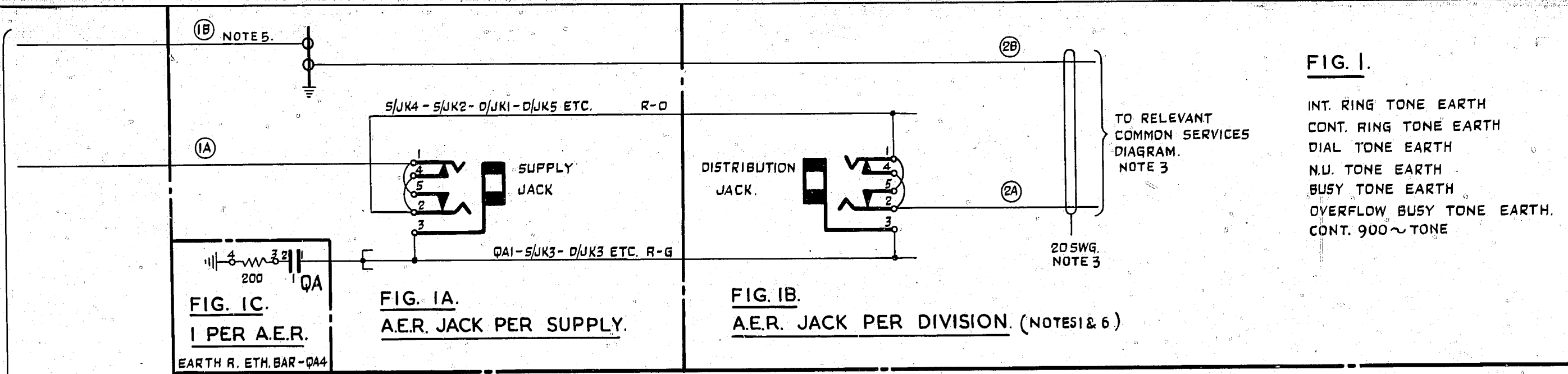
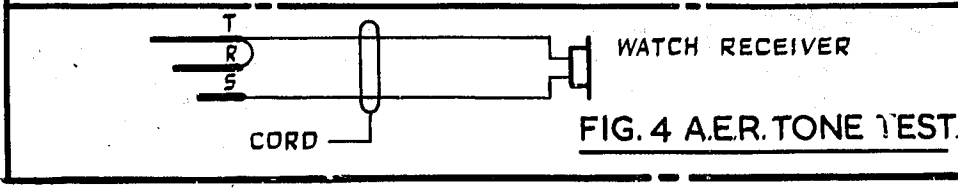


0
5 Centimetres
10
15
20
25
30



NOTES.

7. THIS CIRCUIT MAY BE USED ON EXCHANGE EXTENSIONS TO COVER THE PROVISION OF ADDITIONAL RACKS AND/OR DIVISIONS
6. WHEN THE NUMBER OF FUSES OR DISTRIBUTION JACKS THAT CAN BE ACCOMMODATED IS NOT SUFFICIENT FOR 1 PER DIVISION, TWO DIVISIONS MAY BE SERVED BY THE SAME FUSE OR JACK, BUT THE SAME FUSE OR JACK SHOULD NOT SERVE MORE THAN 8 RACKS ULTIMATE. ONE DIVISION MAY NOT BE SERVED BY MORE THAN ONE FUSE OR DISTRIBUTION JACK.
5. WHEN CABLING FROM RINGER PANEL IS IN SCREENED SINGLES, THESE LEADS ARE NOT REQD. AND SCREENS ARE EARTHED AT RINGER PANEL.
1. DISTRIBUTION JACK NOT FITTED WHEN ONLY 1 DIVISION IS REQUIRED.
2. ALL WIRING TO BE 20 SW.G. UNLESS OTHERWISE SPECIFIED. ALL STRAPPING ON BREAK JACK SPRINGS TO BE 20 SW.G.
3. WHEN USED FOR DISTRIBUTION OF CONT. 900~TONE FOR MANUAL BOARDS, JACK IS CONNECTED TO GBW 10690 FIG. 21 IN LEAD COVERED SCREENED CABLE. CABLE SHEATHS TO BE BONDED AND EARTHED.
4. AT SOME EARLY EXCHANGES RINGING RESIS. LAMPS ARE INDIVIDUALLY FUSED.



SUPERSEDED BY GBW 15250-NOTE 7

NOTE 7 & SUPERSESSION NOTE ADDED.	7	27.8.62	D.B.H.
NOTE 6 & REFERENCES THERETO ADDED (50923)	6	14.2.56	M.G.B.
NOTE 5 & REFERENCES THERETO ADDED (68451)	5		
NOTE 3 & FIG. 3 AMENDED. NOTE 4 ADDED.	4		
NOTE 3 AMENDED.	3		
FIG. 1 AMENDED. NOTE 3 ADDED.	2		
	1		

AMENDMENT PARTICULARS	ISSUE	DATE	APPD

RINGING AND TONES DISTRIBUTION (A.E.R.)

SIZE S 50V

GBW 10970

N.Z.P.O. DRAWN J.C.F. CHECKED [Signature] WIRING [Signature] CIRCUIT [Signature]