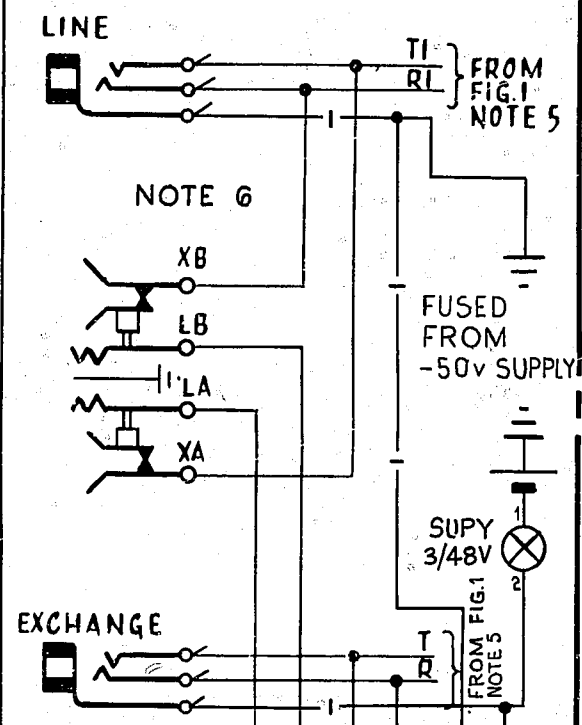


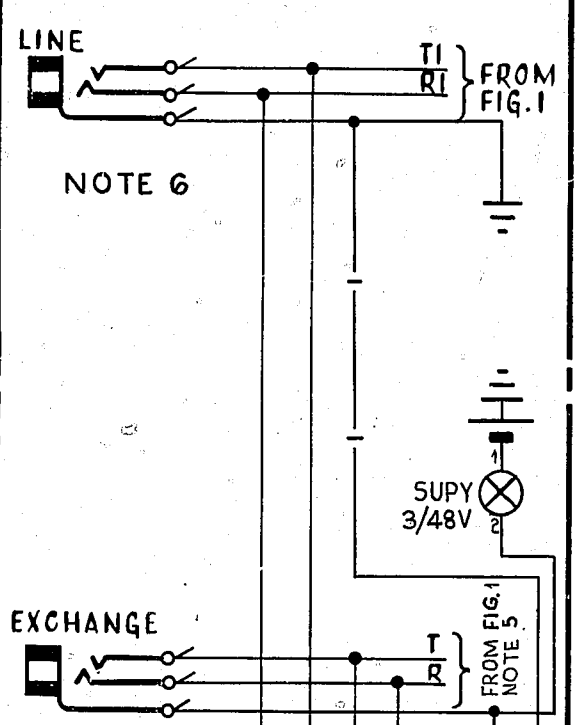
**FIG.3**

200 PAIR PER VERTICAL MDF  
EXCH. SIDE  
EXPLANATORY ONLY



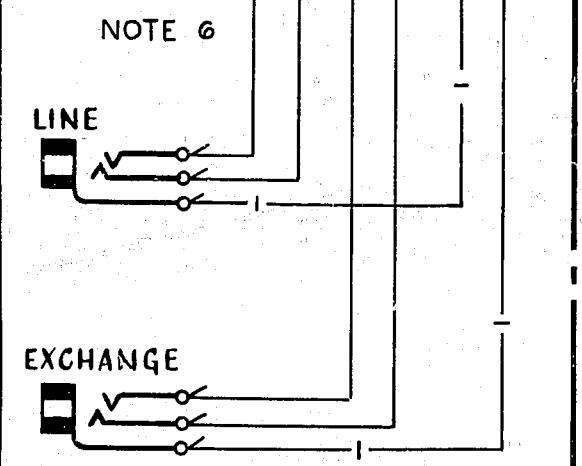
**FIG.5**

400 PAIR PER VERTICAL M.D.F  
EXCH SIDE  
EXPLANATORY ONLY



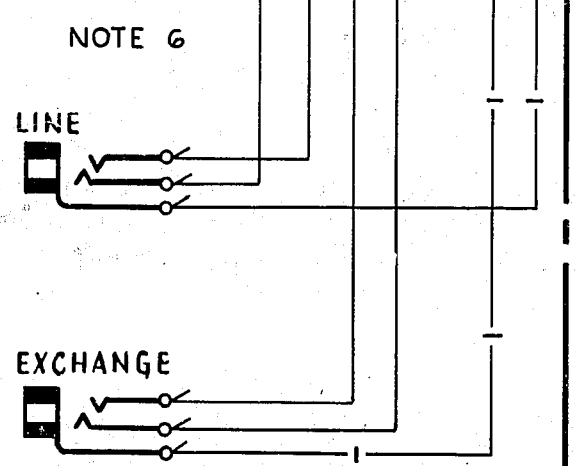
**FIG.4**

200 PAIR PER VERTICAL MDF  
LINE SIDE  
EXPLANATORY ONLY



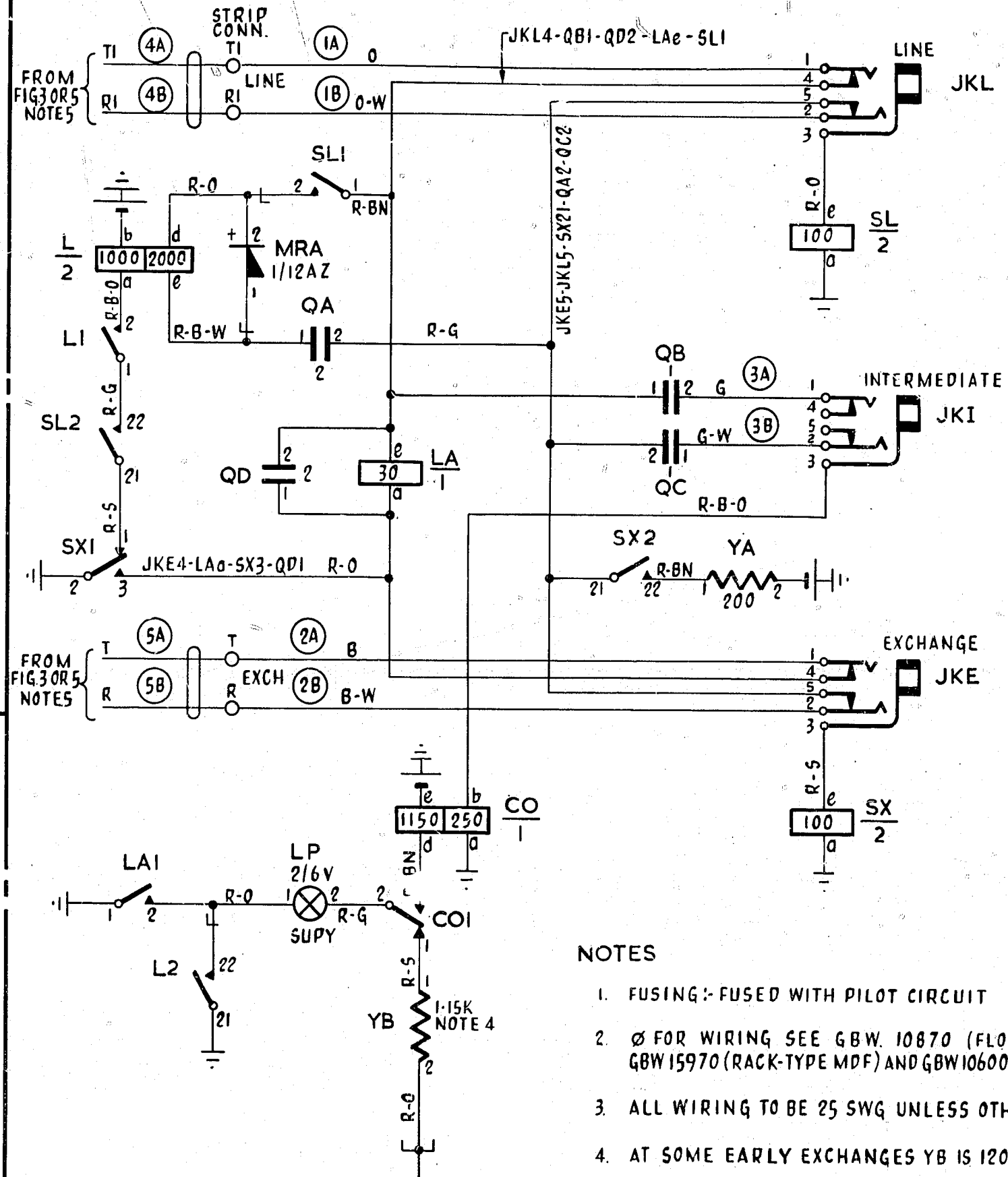
**FIG.6**

400 PAIR PER VERTICAL MDF  
LINE SIDE  
EXPLANATORY ONLY



**FIG.1**

TEST DESK OR TEST RACK



**NOTES**

1. FUSING:- FUSED WITH PILOT CIRCUIT
2. Ø FOR WIRING SEE GBW. 10870 (FLOOR-TYPE M.D.F) OR GBW15970 (RACK-TYPE MDF) AND GBW10600 (TEST RACK) OR EQUIV.
3. ALL WIRING TO BE 25 SWG UNLESS OTHERWISE SPEC'D
4. AT SOME EARLY EXCHANGES YB IS 1200 OHMS
5. AT SOME EARLY EXCHANGES THE CONNECTIONS BETWEEN FIGS 1 AND 3 ARE CABLED VIA THE IDF.
6. PROVIDE CONNECTIONS -1-1- WHERE SUPERVISION OF TEST INTERCEPTION CIRCUITS IS SPECIFIED.

TEST RACK  
BATT. BK PILOT FUSE — 22 SWG — Lb-YA2-C0e ETC  
EARTH R. ETH. BAR — LA1-L21-SLa-SXa-SX2-C0a ETC

TEST DESK  
BATT. BK PILOT BATT TERM — 22 SWG — Lb-C0e ETC -YA2 ETC  
EARTH R. DESK ETH. — LA1-L21-SLa-SXa-SX2-C0a ETC  
22 SWG

				TEST DESK OR TEST RACK		
				TEST INTERCEPTION CIRCUIT		
NOTE 6 ADDED		(0080555)	5A	10-9-82		
FIGS 3,4,5 & 6 AMENDED		(69691)	5	29-11-63	D.B.H.	
REDRAWN FIG 2 DELETED FIGS 5 & 6 ADDED			4			
AMENDMENT PARTICULARS			ISSUE	DATE	APP'D	REF: GSI-31.33
						SIZE S 50V E
N.Z.P.O.		DRAWN		CHECKED	WIRING CIRCUIT	
<b>GBW 10950</b>						