

FIG. 1 A.E.R. SUPPLY JACK.

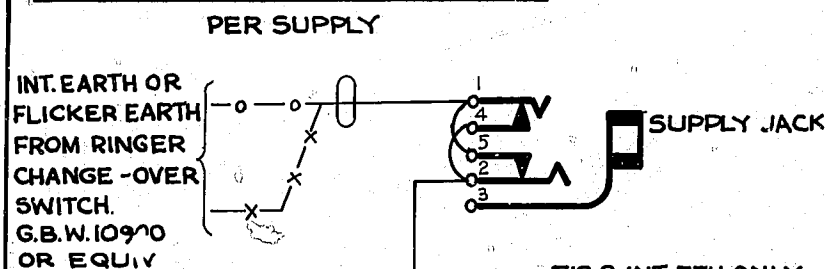


FIG. 2 A.E.R. DISTRIBUTION JACK

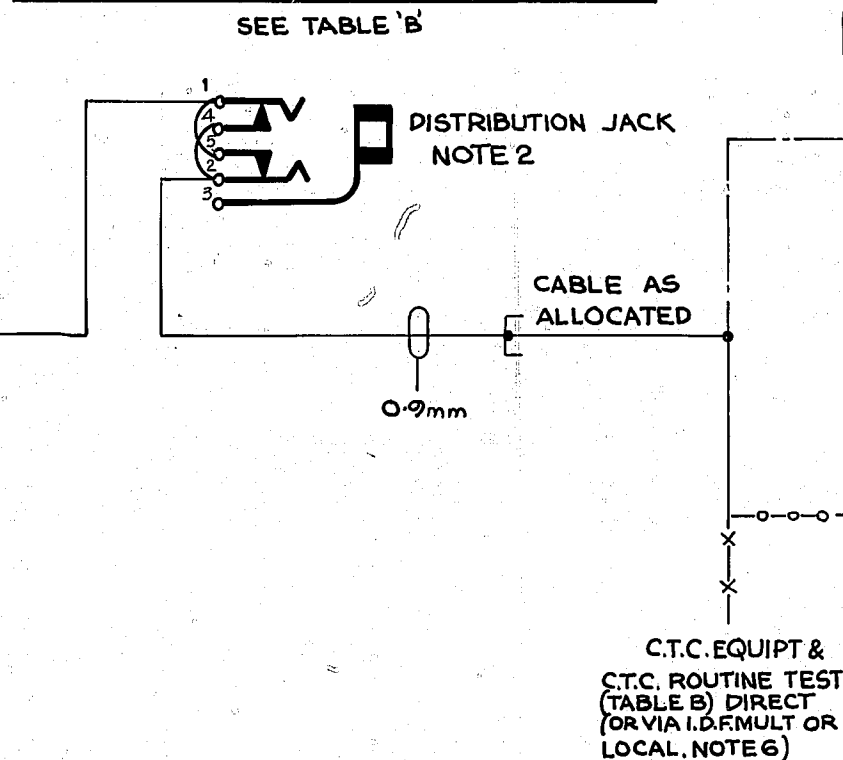


FIG. 4 RACK DISTRIBUTION (INTERRUPTED EARTH & FLICKER EARTH)

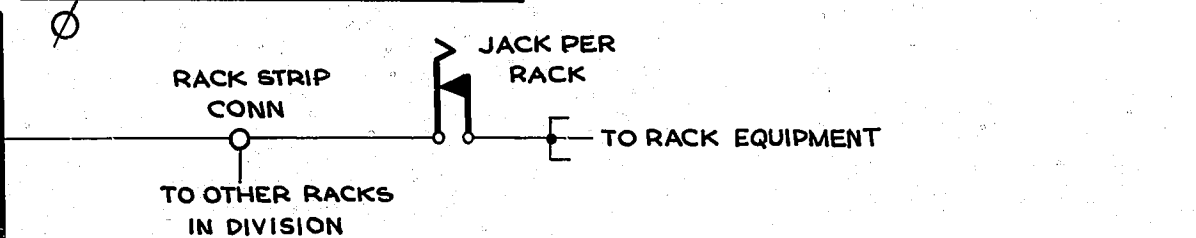


FIG. 5 RACK DISTRIBUTION (FLICKER EARTH FOR SLEEVE CONTROL RELAY SETS)

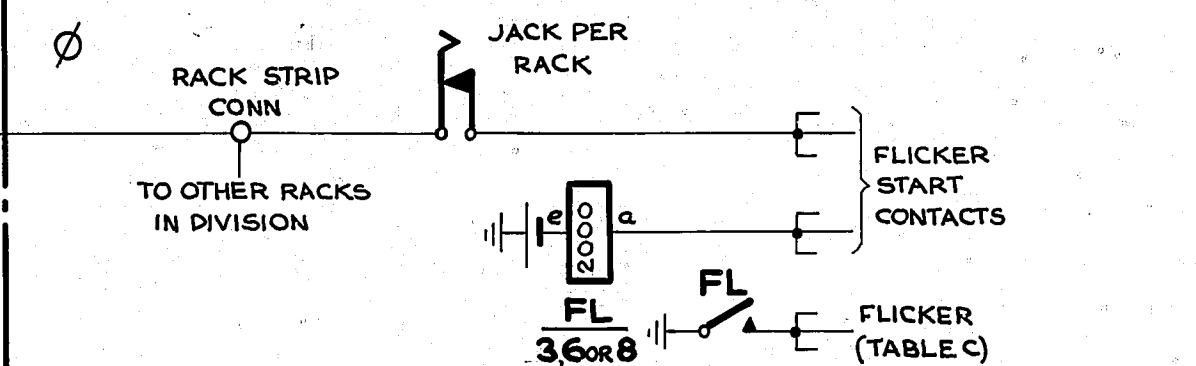


FIG. 3 A.E.R. RELAY DISTRIBUTION (INTERRUPTED EARTH)

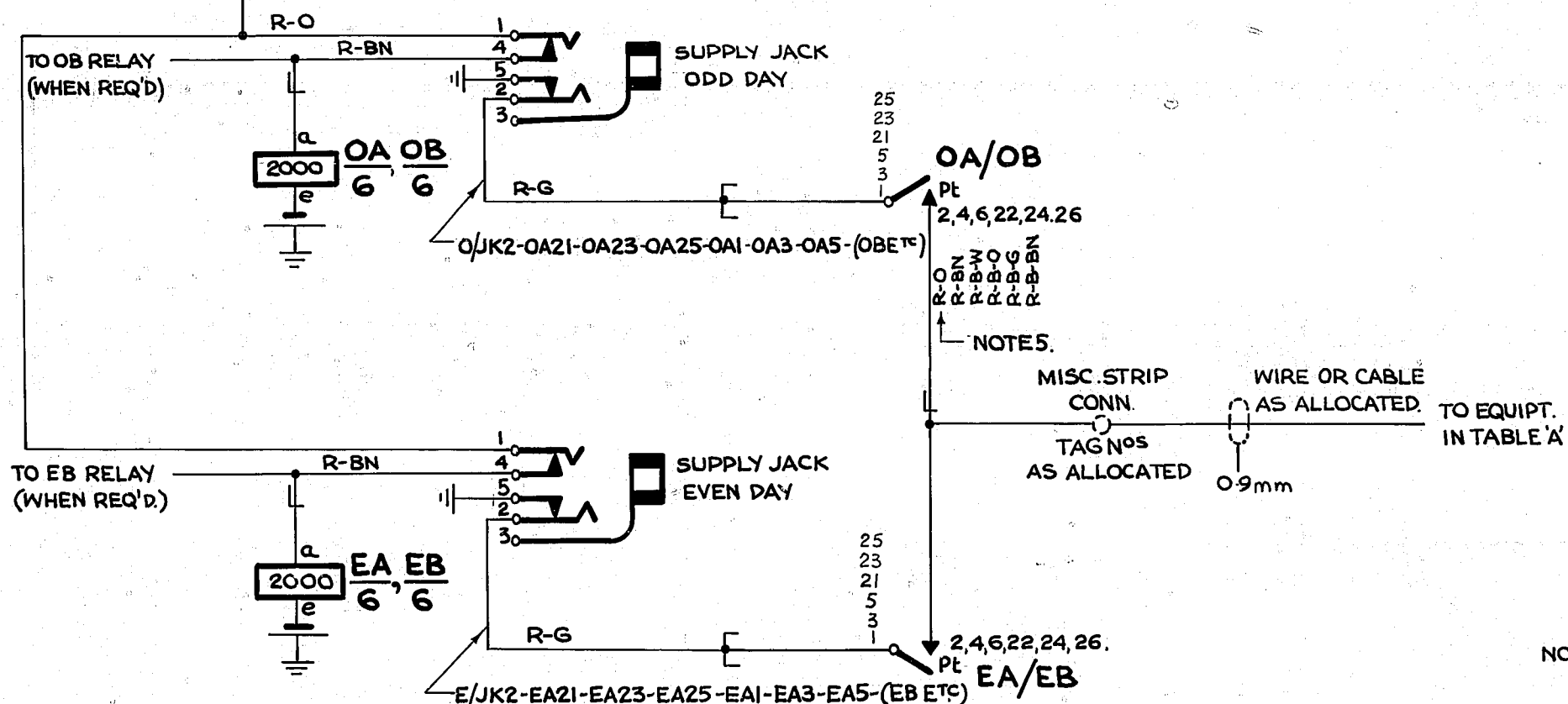


TABLE 'A' ALLOCATION OF RELAY SPRING NUMBERS FOR INTERRUPTED EARTH (FIG. 3)

EQUIPMENT	SPRING NOS	MISC. STRIP CONN TAG. NO
9 SEC. ALARM DELAY	OA2/EA2	WIRED DIRECT
30 SEC. ALARM DELAY	OA4/EA4	
GRADUATED HOWLER NOTE 7	OA6/EA6	
TEST DESK OR RACK TEST CIRCUIT	OA22/EA22	1
GROUP SELR. ROUTINER	OA24/EA24	2
FINAL SELR. ROUTINER	OA26/EA26	3
AUTO-AUTO ROUTINER	OB2/EB2	4
D.S.R. ROUTINER	OB4/EB4	5
SPARE	OB6-26/EB6-26	

TABLE 'B' PROVISION OF DISTRIBUTION JACKS FOR INT. EARTH AND FLICKER EARTH (FIG. 2)

EQUIPMENT	1 JACK PER	
	INT. EARTH	FLICKER EARTH
A.E.R.		DIVISION
M.A.R.	DIVISION	
R.S.R. (SLEEVE CONTROL)	DIVISION	DIVISION
R.S.R. (OTHER THAN SLEEVE CONTROL)	DIVISION	DIVISION
FINAL SELECTORS	DIVISION	DIVISION
MEI R ROUTINE TEST	EQUIPT.	
C.T.C. ROUTINE TEST (EXCHG USING GBW12720)		EQUIPT
C.T.C. DISTRIBUTION (" " " 13460)		EQUIPT
C.T.C. RTNETEST & DISTBN. (" " " 16130)		EQUIPT

TABLE 'C' ALLOCATION OF FL CONTACTS.

	Nº OF CONTACTS RELAY FL	FL CONTACT PER:-
R.S.R.	3, 6 OR 8	SHELF
2 V.F. RELAY SETS	6	CIRCUIT

NOTES

- FUSING - FIG. 3 { 1.5A PER 10 RELAYS (ODD)
1.5A PER 10 RELAYS (EVEN)
TO BE FUSED WITH G.B.W.10920 & GBW13740 OR EQUIVS WHEN FITTED.
- WHERE ONLY ONE DISTRIBUTION IS REQ'D OMIT DISTRIBUTION JACK
- Ø FOR WIRING OF FIGS. 4 & 5 SEE ASSOC'D COMMON SERVICES DIAGRAM
- UNLESS OTHERWISE SPECIFIED, ALL WIRING BEARING A COLOUR CODE TO BE 0.7mm. STRAPPING BETWEEN BREAK JACK SPRINGS TO BE 0.7mm
- AT SOME EARLY EXCHANGES THIS CONNECTION IS IN R-G
GBW10920 GBW13740
BATT. BK FUSE - OAe-OBz-ODE-(ODAE)-OEe-(OEAE)-OCe
BATT. BK FUSE - EAe-EBz-EDe-(EADe)-EEe-(EEAE)-ECE
EARTH R. ETH. BAR - SPRING 5 OF ODD SUPPLY JACKS (GBW10920 FIG. 3; GBW10920 FIGS. 1, 1A, 1B, 1C; GBW13740)
EARTH R. ETH. BAR - SPRING 5 OF EVEN SUPPLY JACKS (" " " " ")
- WHEN MANUAL SWITCHBOARD IS SITUATED IN A REMOTE BUILDING THE CONNECTION FOR THE CTC ROUTINE TEST & DISTRIBUTION CIRCUIT IS CABLED TO THE I.D.F. MULT OR LOCAL.
- THIS DISTRIBUTION IS NOT REQUIRED AT EXCHANGES EQUIPPED WITH TRANSISTORISED HOWLER



FLICKER EARTH AND INTERRUPTED EARTH DISTRIBUTION

AMENDMENT PARTICULARS	ISS	DATE	APDP	SIZE	S	50V	E
RETRACED & METRICATED (57673)	7A	10.7.78	R.E.D				
NOTE 7 & REFERENCE THERETO ADDED (58334)	7	2.12.66	998				
N.Z.P.O.			DRAWN CHECKED WIRING CIRCUIT				

GBW 10930