

FIG. 1
FUSE ALARM.
NOTE 2.

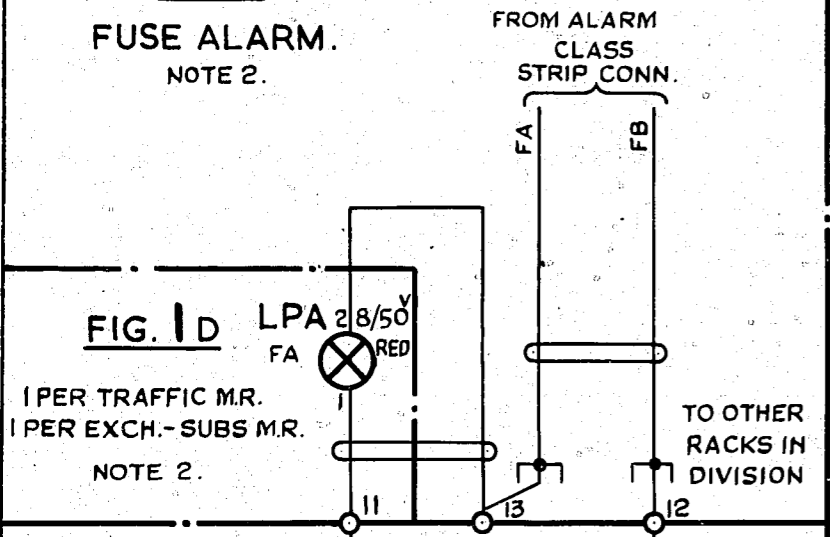


FIG. 1D
1 PER TRAFFIC M.R.
1 PER EXCH.-SUBS M.R.
NOTE 2.

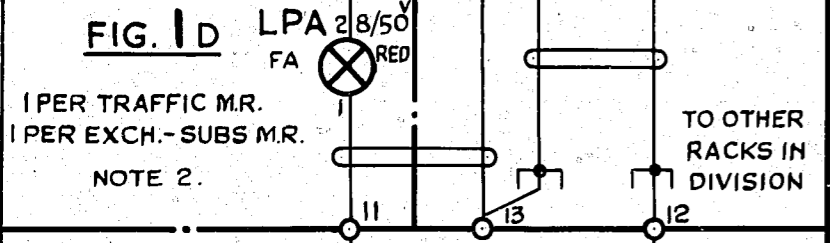


FIG. 1C.
1 PER TRAFFIC M.R.
1 PER EXCH. SUBS M.R.
NOTE 2.

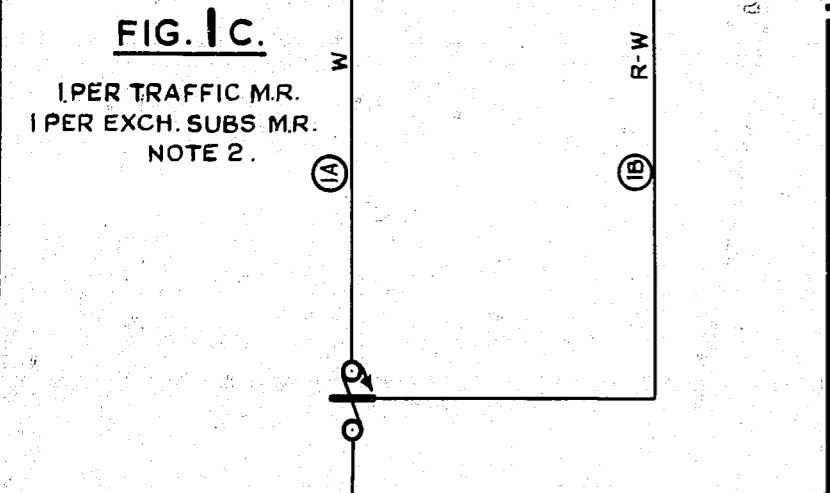


FIG. 1B
1 PER EXCH-SUBS M.R.
NOTE 2.

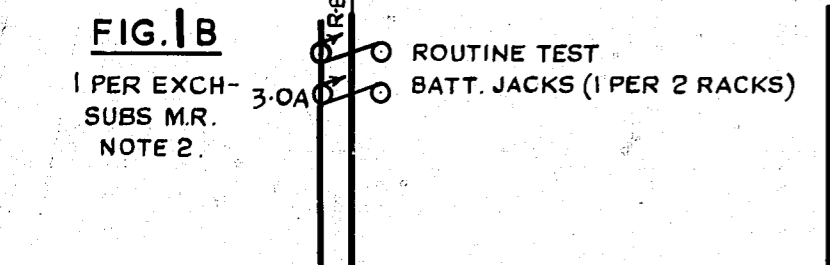
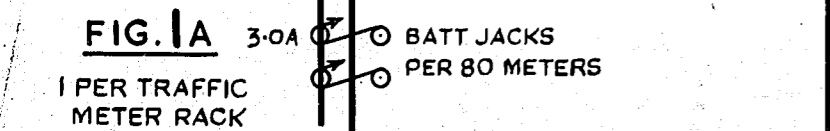


FIG. 1A
1 PER TRAFFIC METER RACK



ALL FUSES NOT OTHERWISE SPECIFIED TO BE 1.5A.

REF:- G.B.W. 10990 OR EQUIV.

FIG. 2
BATT. JACKS.

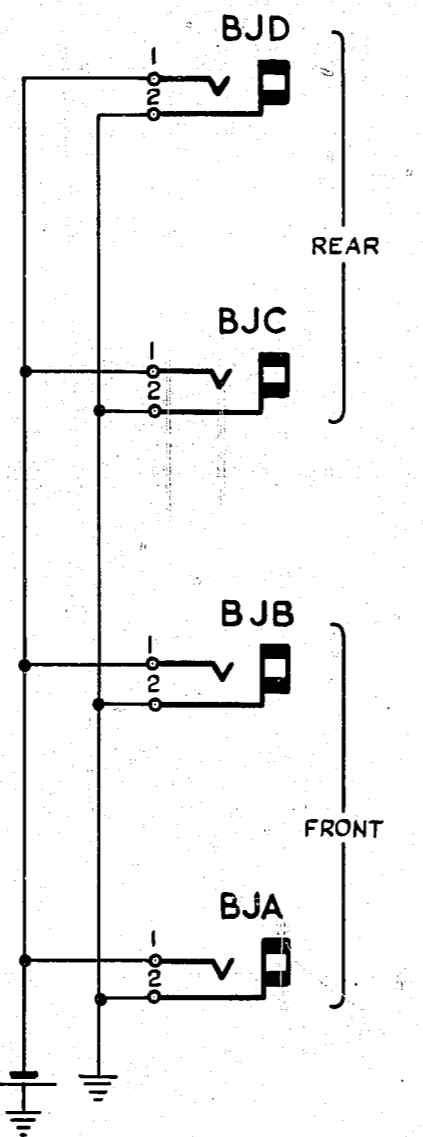


FIG. 2A
1 PER RACK (TMR).
1 PER 2 RACKS (SUBS MR)

REF:- GBW 11300 OR EQUIV.

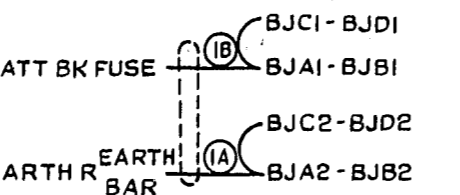


FIG. 3
POSITIVE BATTERY.

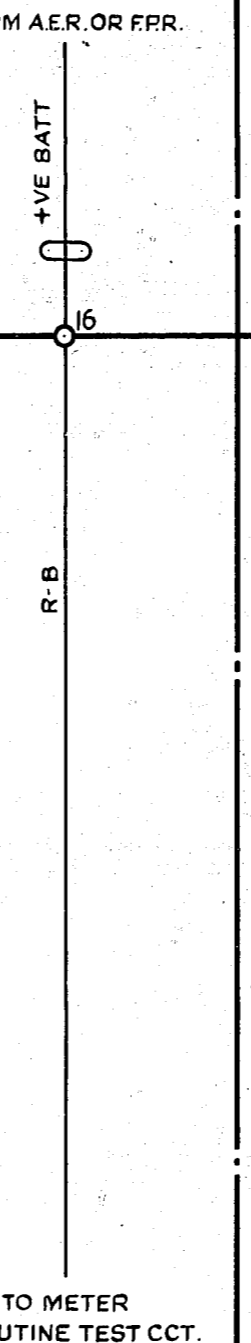


FIG. 3A
1 PER SUBS M RACK
(TO 1ST RACK ONLY)

REF:- G.B.W. 11000
OR EQUIV.

FIG. 4
30 SEC. EARTH

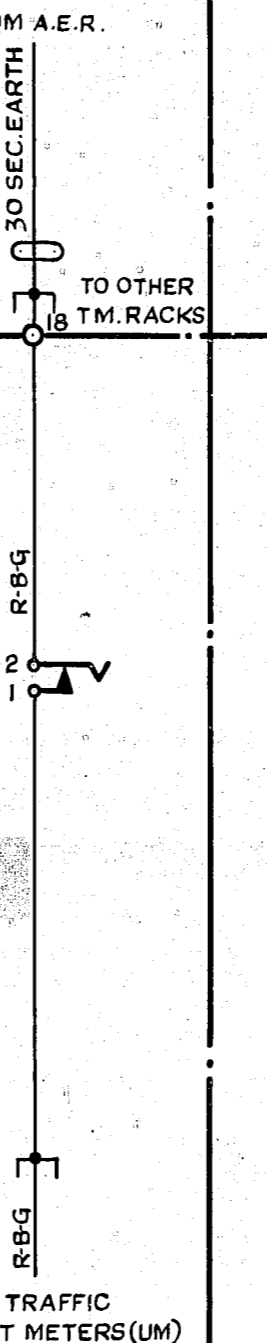


FIG. 4A
1 PER T.M. RACK

REF. G.B.W. 10920
OR EQUIV.

FIG. 5
1 SEC. EARTH.

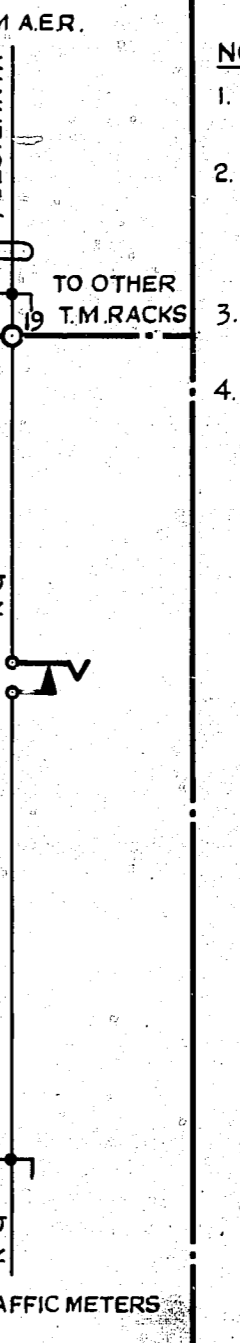


FIG. 5A.
1 PER T.M. RACK

REF:-

NOTES.

1. FIGS. 4 & 5 REQUIRED ONLY WHEN TRAFFIC METER RACKS ARE FITTED.
2. FIGS. 1, 1B, 1C & 1D NOT REQUIRED WHEN METER RACKS ARE FITTED REMOTE FROM AUTO EQUIPMENT. FUSING SHALL THEN BE DONE ON A.E.R. OR F.P.R.
3. UNLESS OTHERWISE SPECIFIED TAGS ARE ON RACK MISC. STRIP CONN.
4. UNLESS OTHERWISE SPECIFIED ALL WIRING BEARING A COLOUR CODE TO BE 20 SWG.

**METER RACK
COMMON SERVICES.
SUBS & TRAFFIC METERS.**

AMENDMENT PARTICULARS		ISSUE	DATE	APPD
		1	28-3-49	M.G.B.
N.Z.P.O.	DRAWN J.C.F.	CHECKED 15/1/49	WIRED.	CIRCUIT

SIZE S 50V

GBW. 10860