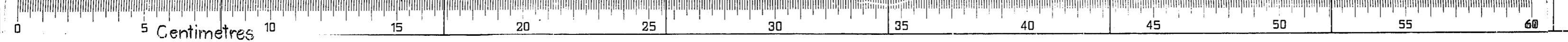


- NOTES**
- EXCEPT WHERE OTHERWISE STATED, ALL RACK WIRING BEARING A COLOUR CODE TO BE 0.7mm, PLATE WIRING TO BE 0.5mm.
  - UNLESS OTHERWISE SPECIFIED, TAGS ARE ON RACK MISC. STRIP CONN.
  - ALTERNATIVE TAG NUMBERING SHOWN IN BRACKETS MAY BE USED ON RACKS ON WHICH FIG. 3 IS NOT PROVIDED.
  - TO NE FAIL ALARM FIG. 15 REQUIRED ONLY AT EXCHANGES WHERE ENGINEERING STAFF IS IN CONTINUOUS ATTENDANCE.
  - TERMINALS 'L' ARE WIRED ONLY WHEN FIG. 3B IS EQUIPPED ON A SEPARATE RACK FROM FIG. 3C.
  - AT SOME EARLY EXCHANGES THESE RESISTORS ARE 1.2K OHMS.
  - WHEN FIG. 3C AND 22B ARE BOTH FITTED ON THE SAME RACK, OMIT CONNECTIONS SHOWN - 2-2 - AND PROVIDE THOSE SHOWN - 1-1 -.
  - AT SOME EARLY EXCHANGES, BATTERY WIRING IS BK.

- NZ NOTES**
- WHEN GBW 16020 OR EQUIVALENT IS MOUNTED, PROVIDE NZPO FIG. A.
  - RESISTORS YA ARE TO BE RELOCATED TO THE REAR OF THE PLATE AND RELAYS MJA AND MNA MOUNTED IN THERE PLACE ABOVE THE LA RELAY.
  - TO BE MOUNTED ON MISC. LOCAL MOUNTING ARRANGEMENTS APPLY REGARDING POSITIONING (THE TYPE OF NON-LOCKING CHANGE-OVER KEY USED IS OPTIONAL).

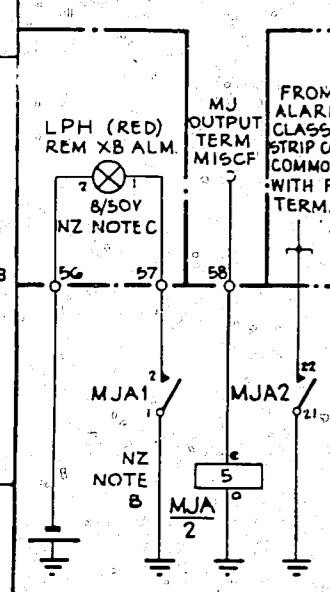
50V	E	GLOW RELEASE	GLOW OPERATE
<b>COMMON SERVICES MISC. APPARATUS RACKS</b>			
NZPO ENGINEER-IN-CHIEF, WELLINGTON			
SHT 1 OF 2		GBW10690	



**FIG. 24**  
REMOTE CROSSBAR EXCHANGE ALARM (PROMPT)

PART OF MISCFC XC-73793 OR EQUIVALENT

EXPLANATORY ONLY



MOUNTED ON THE MAR IN THE SAME SUB-SECTION AS THE MISCFC

**FIG. 24A**  
AS REQUIRED

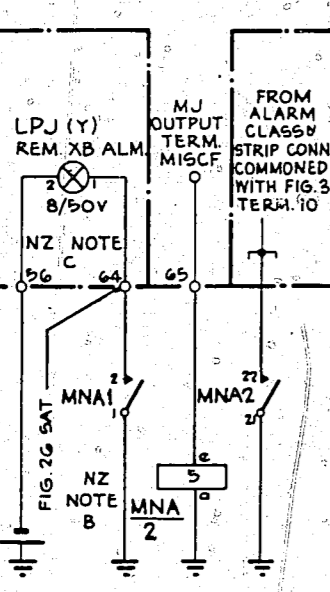
BATT. V FUSE TAG 56

ETH R ETH-MJA2-MJA1-MJA21 BAR MNA2-MNA1-MNA21

**FIG. 25**  
REMOTE CROSSBAR EXCHANGE ALARM (DEFERRED)

PART OF MISCFC XC-73793 OR EQUIVALENT

EXPLANATORY ONLY



MOUNTED ON THE MAR IN THE SAME SUB-SECTION AS THE MISCFC

**FIG. 25A**  
AS REQUIRED

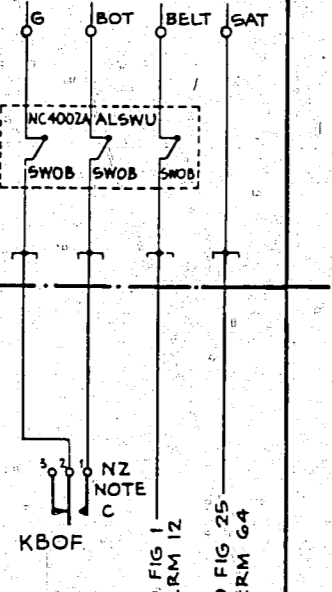
BATT. V FUSE TAG 56

ETH R ETH-MJA2-MJA1-MJA21 BAR MNA2-MNA1-MNA21

**FIG. 26**  
REMOTE CROSSBAR EXCHANGE ALARM

PART OF NC 400ZA-ALREC XC73638

EXPLANATORY ONLY

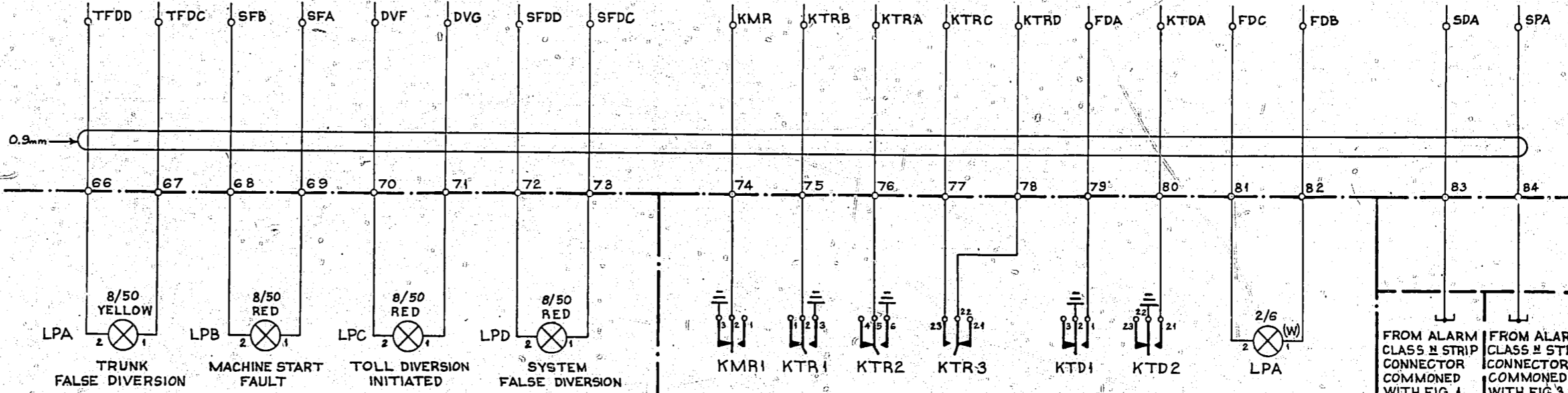


MOUNTED ON THE MAR IN THE SAME SUB-SECTION AS THE MISCFC

**FIG. 26A**  
AS REQUIRED

**FIG. 27**  
DIVERSION ANNOUNCE MACHINE

PART OF NZPO 42750 FIG. 2 EXPLANATORY ONLY

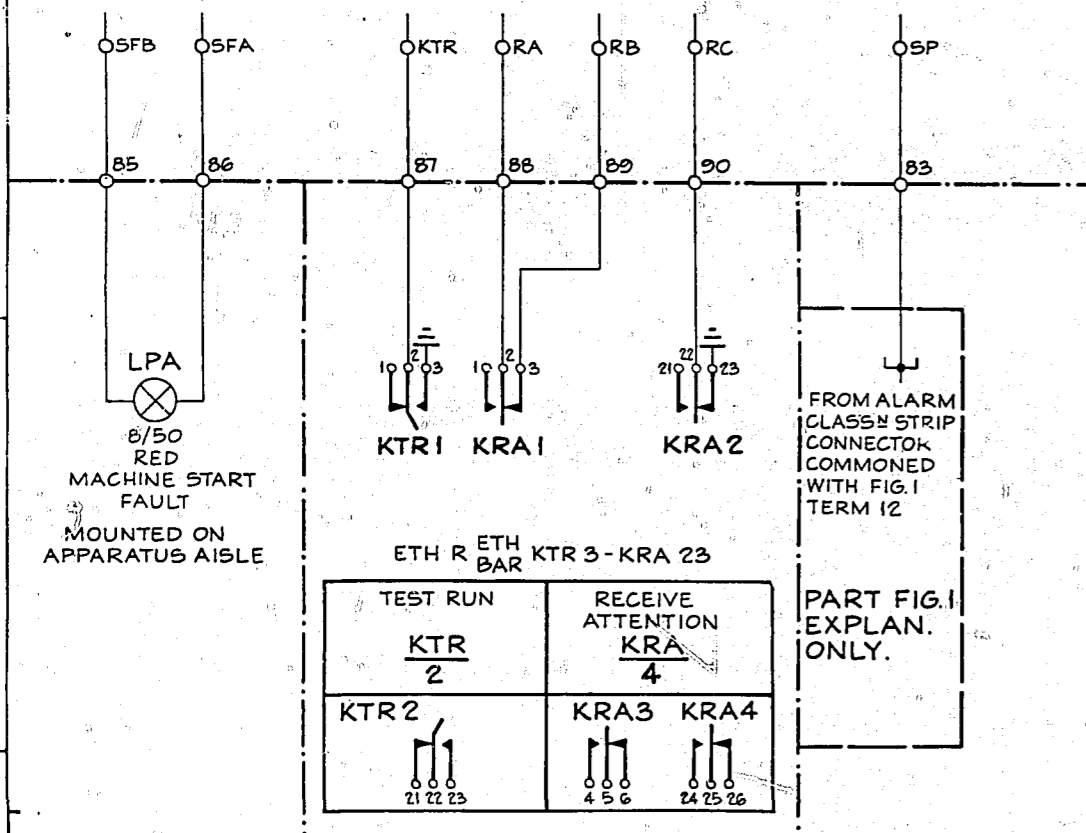


**FIG. 27A**  
1 PER EXCHANGE (WHEN SPECIFIED) MOUNTED ON APPARATUS AISLE

**FIG. 27B**  
1 PER EXCHANGE (WHEN SPECIFIED) MOUNTED ON KEYBOX

**FIG. 27C**  
1 PER EXCHANGE (WHEN SPECIFIED)

**FIG. 28**  
CALL DIVERSION RELAY SET  
PART OF NZPO 38999 FIG. 4.



**FIG. 28A**  
1 PER RECORDED ANNOUNCEMENT MACHINE ASSOCIATED WITH NZPO 38999 (WHEN SPECIFIED)

**FIG. 28B**  
1 PER RECORDED ANNOUNCEMENT MACHINE ASSOCIATED WITH NZPO 38999 (WHEN SPECIFIED) MOUNTED ON KEYBOX.

**FIG. 28C**  
(AS REQUIRED)

COMMON SERVICES  
MISC. APPARATUS RACKS

ISS DATE	DEL	ORDER	CHKD	APD	CHANGE
DRN: T-EQPT	CKD: AP	ORIGIN: T-EQPT			
TCD: T-G	APPD: JR	STANDARD			
NZPO ENGINEERING - CHIEF WELLINGTON					
SIZE A1					2
GEW 10690					

