FIG. 1A AWRU, NP/DER, NC/MOM, OCC/ABS, SIGNAL DISTRIBUTION RELAY SET ODD

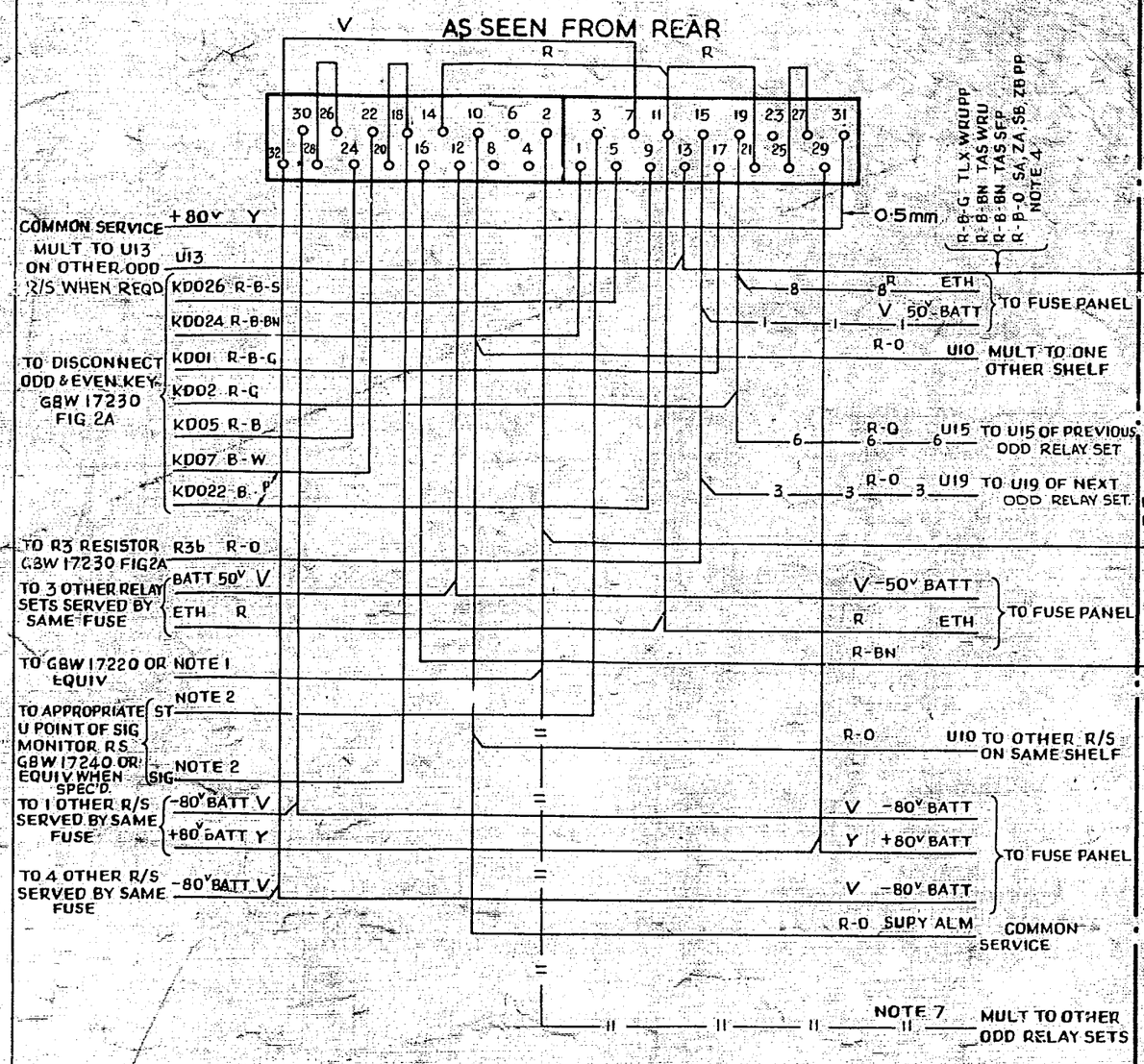

FIG. 4A AWRU, NP/DER, NC/MOM, OCC/ABS SIGNAL DISTRIBUTION RELAY SET EVEN

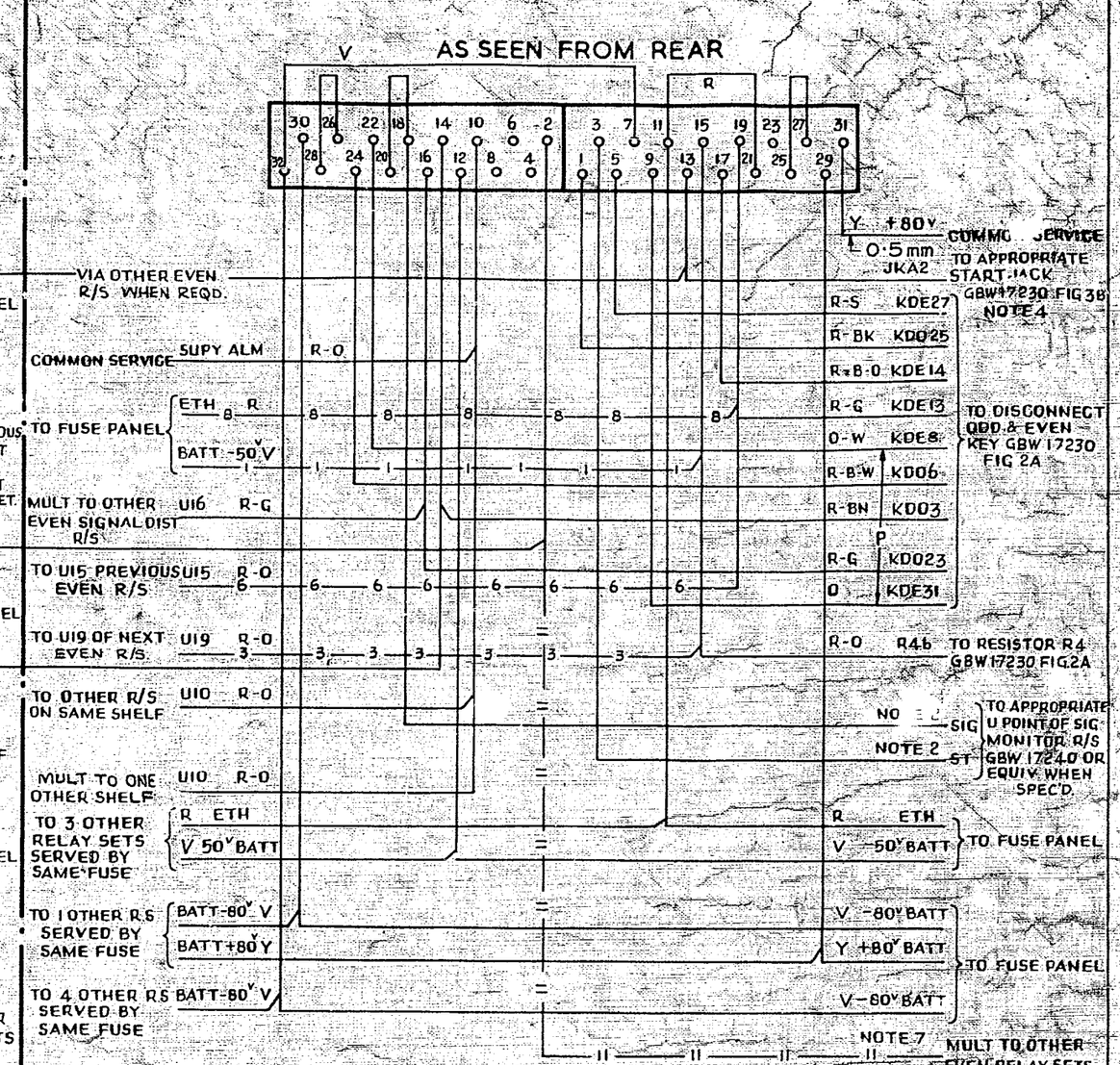

FIG 1AB. WRUPP 2·4 SEC 'S & Z' PULSES AND SA, SB, ZA AND ZB PHASING PULSE AND TCHR AND HRT SIGNAL DISTRIBUTION RELAY SET.

ODD

AS SEEN FROM REAR

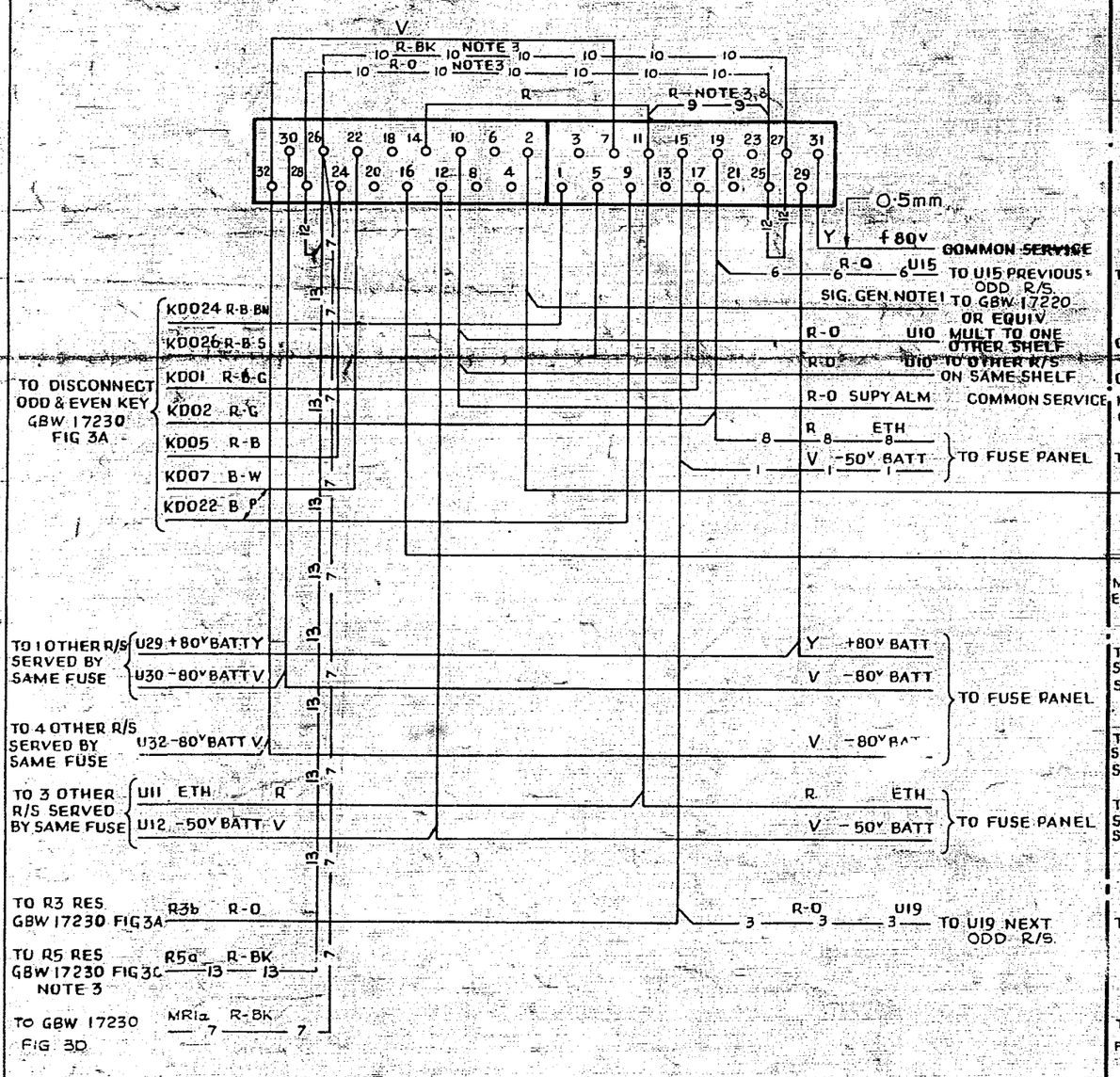

FIG. 4AB WRUPP 2·4 SEC 'S & Z' PULSES AND SA, SA, ZA AND ZB PHASING PULSE AND TCHR AND HRT SIGNAL DISTRIBUTION RELAY SET.

EVEN

AS SEEN FROM REAR

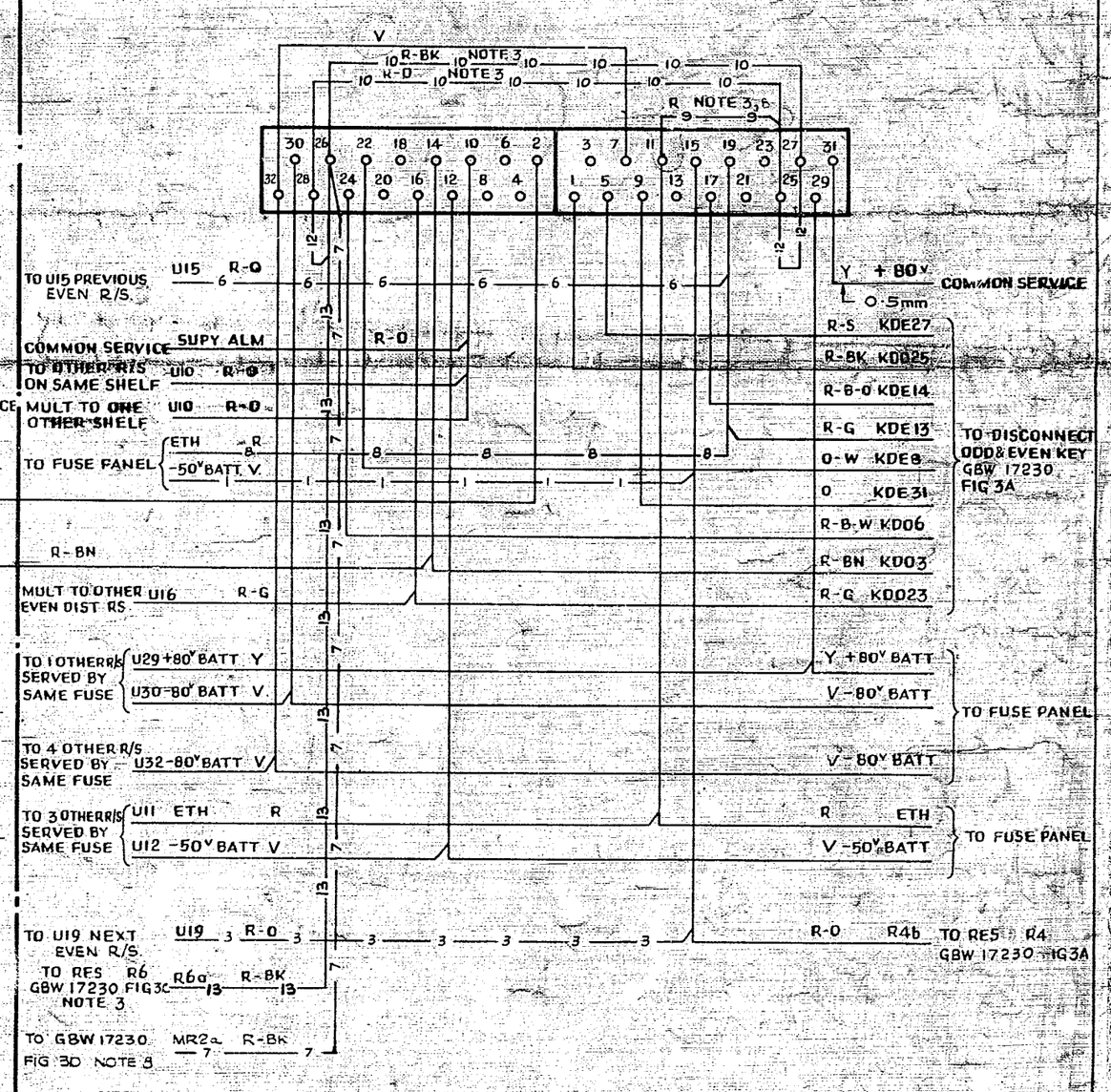

NOTES

1. FOR COLOURS SEE ASSOCIATED DIAGRAM (GBW 17220 OR EQUIV)
2. FOR COLOURS SEE ASSOCIATED DIAGRAM (GBU 17240)
3. FOR WRUPP SFP & SA, SB, PHASING PULSE OMIT CONNS SHOWN —7—7—, —10—10— & —12—12— & ADD CONNS SHOWN —9—9— & —13—13— FOR TCHR SIGNAL OMIT CONNS SHOWN —10—10—; —13—13—, —7—7— & —9—9— & ADD CONNS SHOWN —12—12— FOR HRT SIGNAL OMIT CONNS —7—7— —9—9—, —12—12— & —13—13— & ADD CONNS SHOWN —10—10—
4. U13 OF WRU SIG. DISTN. RELAY SETS (FIGS. 1A & 4A) TO BE CONNECTED TO START LEAD (GBW 17230 FIG. 3B) OF WRU PHASING PULSE
   U13 OF NP/DER, NC/MOM & OCC/ABS SIG. DISTN. RELAY SETS (FIGS. 1A & 4A TO BE CONNECTED TO START LEADS (GBW 17230 FIG. 3B) OF SA, ZA, SB & ZB PHASING PULSES
5. UNLESS OTHERWISE SPECIFIED WIRING TO BE 0·7mm
6. 4 ODD OR 4 EVEN RELAY SETS FORM A SERIES HEATER CIRCUIT (SEE GBW 17230 FIG.5A FOR EXPLANATORY)
   CONNS SHOWN THUS —8— WIRED ON FIRST RELAY SET OF ODD OR EVEN HEATER CHAIN ONLY
   " " " —1— " " LAST " " " " " " " " "
   " " " —3— & —6— WIRED BETWEEN RELAY SET 1, 2, 3 & 4 OF ODD OR EVEN HEATER CHAIN SEE ALSO NOTE 9
7. CONNS SHOWN THUS —11—11— REQUIRED FOR WRU RELAY SETS ONLY.
8. FOR ZA & ZB P.P. OMIT CONNS SHOWN —10—, —12— & —13— AND ADD CONNS SHOWN —7— & —9—9—
9. WHEN ONLY 1 ODD & 1 EVEN RELAY SET IS SPECIFIED INDIVIDUAL HEATER CIRCUITS ARE PROVIDED (SEE GBW 17230 FIG 5B FOR EXPLANATORY). IN THIS CASE PROVIDE CONNECTIONS SHOWN —8—8—
10. ON SOME EARLY EQUIPMENT −50V BATTERY WIRING IS W, −80V WIRING IS BK AND +80V WIRING IS O.

AMENDMENT PARTICULARS	ISSUE	DATE	APP^D
NOTE 10 ADDED, WIRE SIZES METRICATED (30382)	3	28·3·72	A.D.P.
NOTES 3 & 8 REVISED (30382)	2	28·3·72	A.D.P.
(70675)	1	19·4·68	

AUTOMATIC TELEX SYSTEM
SERVICE SIGNAL AND SIGNAL PHASING PULSE DISTRIBUTION

SIZE M | 50V | E

NZPO | DRAWN | CHECKED | WIRING CIRCUIT

GBU 17230