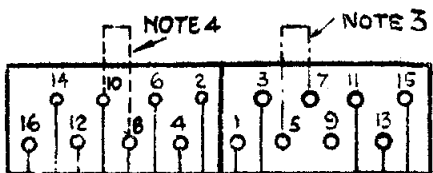


AS SEEN FROM REAR.



FROM ROTARY GROUP SELR VIA IDF MULT OR EQUIV.

A(-)
B(+)
C(P)

MAR JUNC. GD. RELAYS

JB2.
JBI.
JBI.
JAQ.

MULT OVER RELAY SETS ON SHELF.

U16 R-S

MULT OVER SHELVES ON RACK.

U16 R-S

R ETH
P BK BATT } TO FUSE PANEL.

NOTE 4

TO GRP SELR SxS EXCH. VIA LOCAL IDF OR MULT WHEN REQD.

SEE SHEET 2-2 FOR COLOURS
↑ 25 SW.G.

TO IMP DISTR TERMS.

20 SW.G.

TO IMP M/C START.

NOTES.

1. U9 & U11 TO MAKE CONTACT WHEN RELAY SET IS REMOVED.
2. ALL WIRING TO BE 22 SW.G. UNLESS OTHERWISE SPECIFIED.
- 3 WHEN ROTARY EXCHANGE IS EQUIPPED WITH OTHER THAN 7A2 TYPE REGISTERS STRAP U5 & U7.
- 4 WHEN FORWARD HOLDING IS REQUIRED, OMIT STRAP BETWEEN U8 & U10 AND ADD CABLING FROM U15 TO GRP SELR.

INTERWORKING RELAY SET
TYPE RSM WITH OR W/O FWD
HOLDING ROTARY TO SxS

NOTE 4 AND STRAP ADDED. TITLE REVISED. (66458) 3 5.3.65 DBX

(42441) 2 10.10.61

ALTERNATIVE ADDED TO CONNS FROM ROT. GRPSEL. (23156) 1 17.5.60

AMENDMENT PARTICULARS ISSUE DATE APP.

50V W

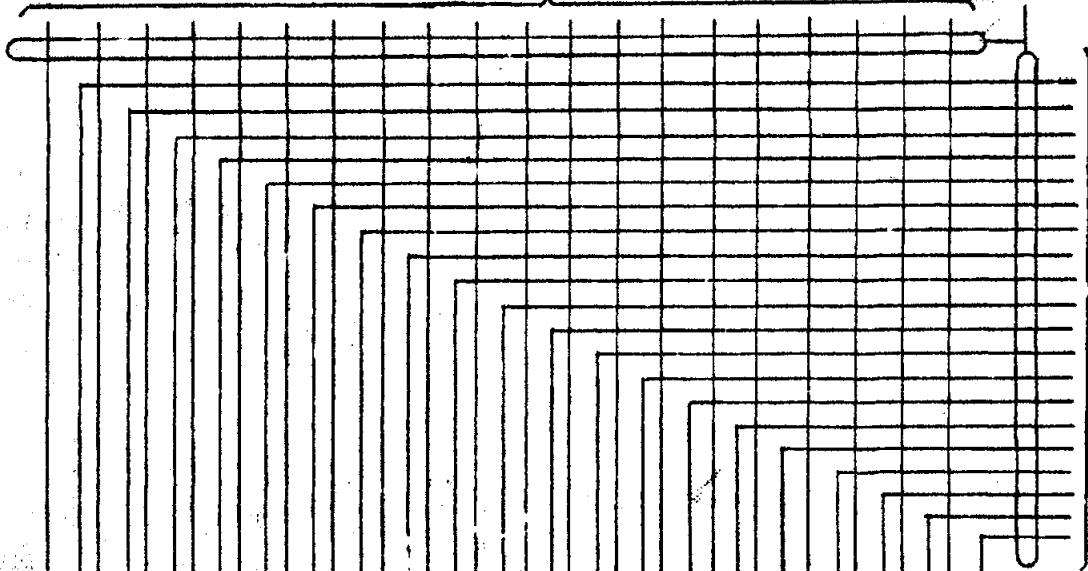
GBU 15690

N.Z.P.O. DRAWN CHECKED WIRING CIRCUIT

SHT. 1-2

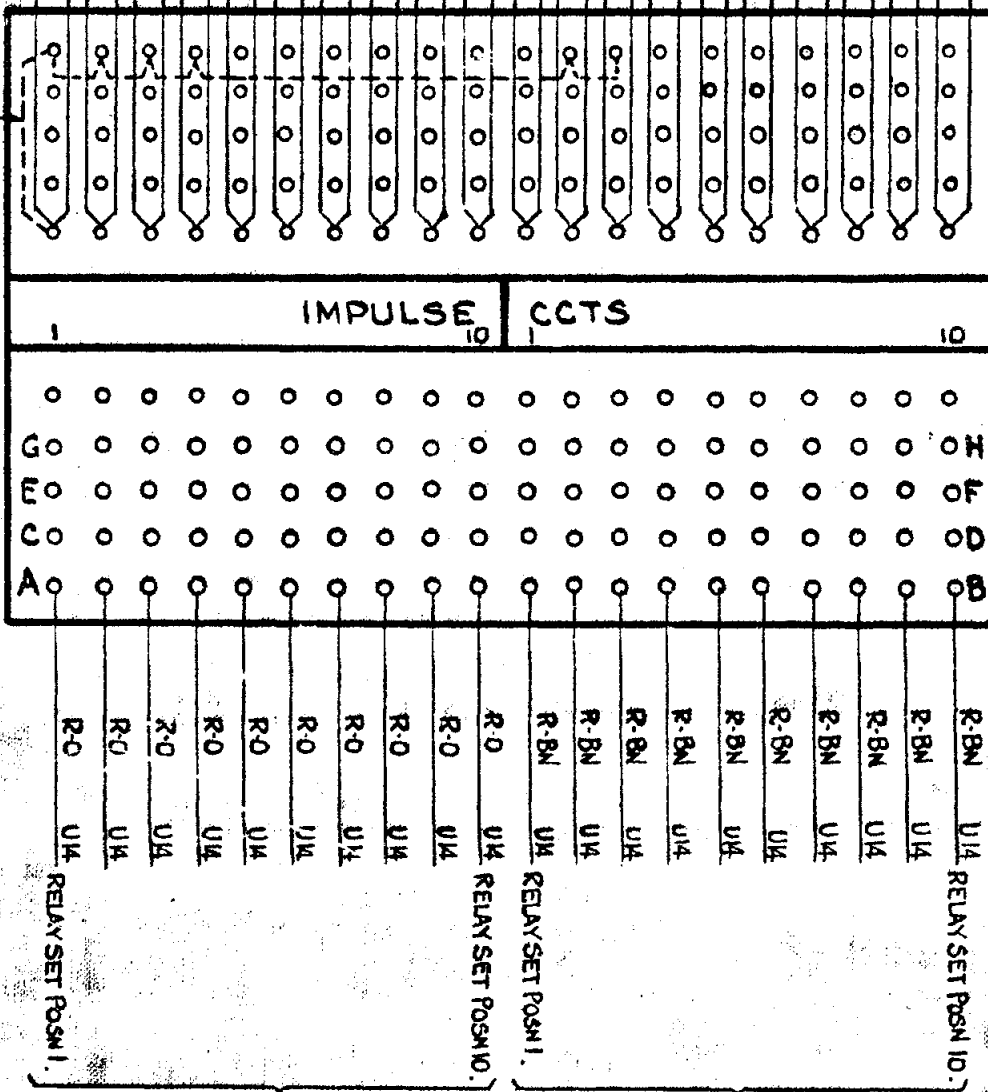
TO VIBRATOR SPRING SETS (10 IPS) OF IMPULSE MACHINES.

20 SWG.



MULT TO OTHER RSM RACKS AS REQD. NOTE 1.

TYPICAL STRAPPING.



TO SHELF A RSM RELAY SETS

TO SHELF B RSM RELAY SETS

SHELVES C-H WIRED AS SHELVES A & B. COLOUR OF WIRE SHELF

NOTES.

- ONE INTERRUPTER SPRING SET TO NOT MORE THAN 10 RELAY SETS. COMMONING ON TERMINAL STRIP AND MULTIPLE TO OTHER RACKS ARRANGED TO SUIT LOAD CONDITIONS.
- WIRING TO BE 25 SWG UNLESS OTHERWISE SPECIFIED.

C	R-S
D	R-B-W
E	R-B-O
F	R-B-G
G	R-B-BN
H	R-B-S

INTERWORKING RELAY SET				
TYPE RSM WITH OR W/O FWD				
HOLDING ROTARY TO 5x5				
TITLE REVISED	(66458)	3	5.3.63	OBX
SEE SHEET 1	(42447)	2	10-10-61	AKB
	(23156)	1	17.5.60	AK
AMENDMENT PARTICULARS	ISSUE	DATE	APPD	50v W
N.Z.P.O.	DRAWN	CHECKED	WIRING	CIRCUIT
GBU 15690				SHT. 2-2