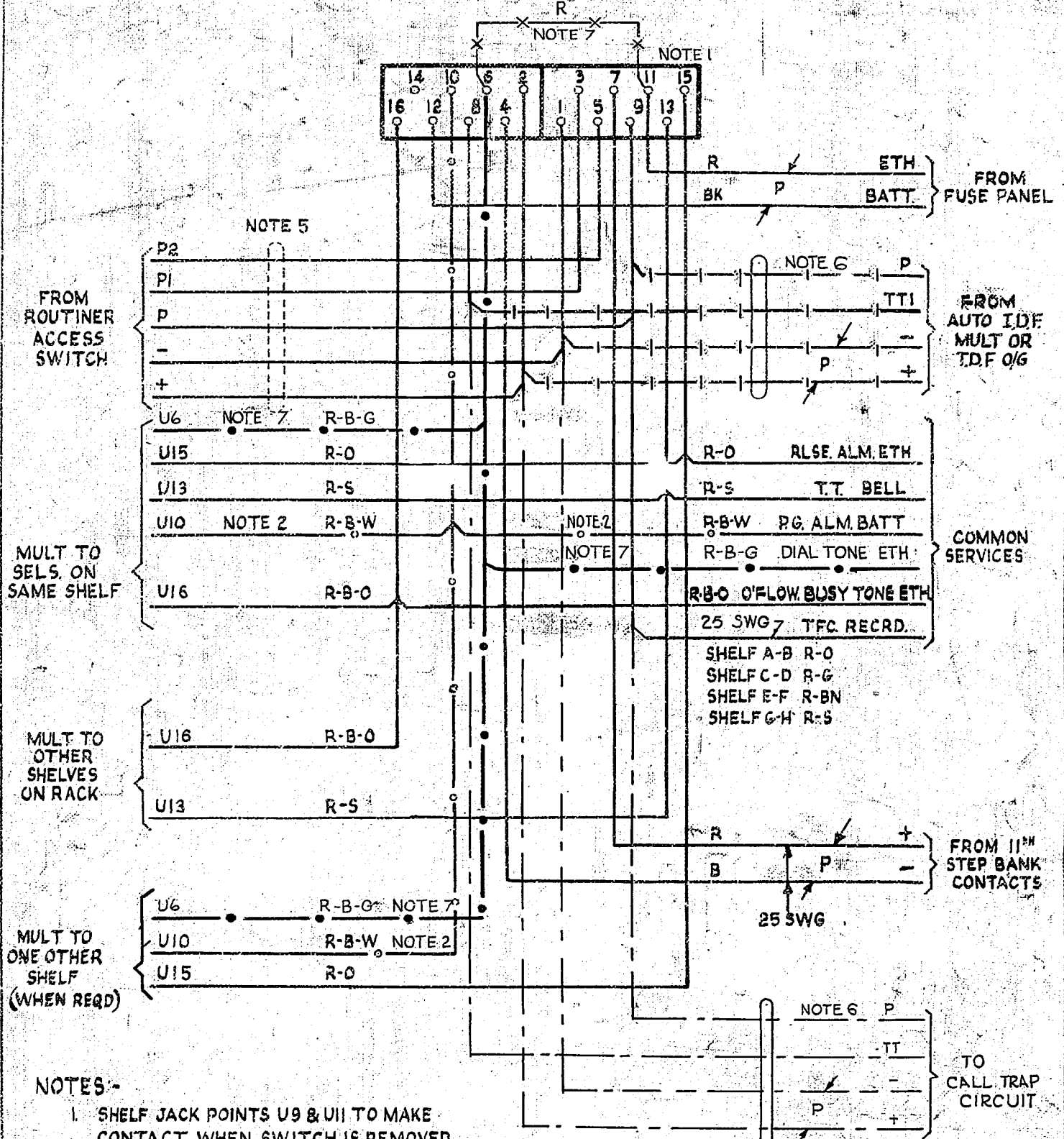




AS SEEN FROM REAR



NOTES -

1. SHELF JACK POINTS U9 & U11 TO MAKE CONTACT WHEN SWITCH IS REMOVED
2. PG ALM. BATT TO BE PROVIDED ON INCOMING & FIRST SELECTORS ONLY
3. ALL WIRING TO BE 22SWG. UNLESS OTHERWISE SPECIFIED
4. DELETED
5. WHEN IN LOCAL CABLE SEE ASSOCIATED ROUTINER ACCESS DIAGRAM FOR WIRING
6. WHEN DIRECTLY CONNECTED TO CALL TRAP CIRCUIT ADD WIRING SHOWN THUS  AND DELETE WIRING SHOWN THUS 
7. ON EARLY EQUIPMENT U6 IS CONNECTED TO EARTH AT U11. FOR NEW WORK EARTH IS DERIVED FROM DIAL TONE EARTH DISTRIBUTION

NOTE 7 ADDED WIRING TO U6 MODIFIED (94491)	6	26-1-66	VEL
REF TO DIAL TONE & PG. OVERLOAD ALARM DELETED (72509)	5	25-3-64	DBH
GBU 14581 ADDED (70888)	4	14-1-63	DBH
ALT VF WIRING TO CALL TRAP CCT & NOTE 6 ADDED (26108)	3	26-2-59	CK
REF TO IDF TERMINATION MODIFIED (67625)	2	9-8-56	CLP
	1	9-8-56	CLP
AMENDMENT PARTICULARS	ISSUE	DATE	APPRO
N.Z.P.O.	DRAWN G.S.	CHECKED K.K.L. 22/4/55	WIRING K.K.L.

VF
TOLL LINE SELECTOR
200 OUTLET
2000 TYPE

REF: --- 50Y H

GBU 14580
GBU 14581

