

AS SEEN FROM REAR

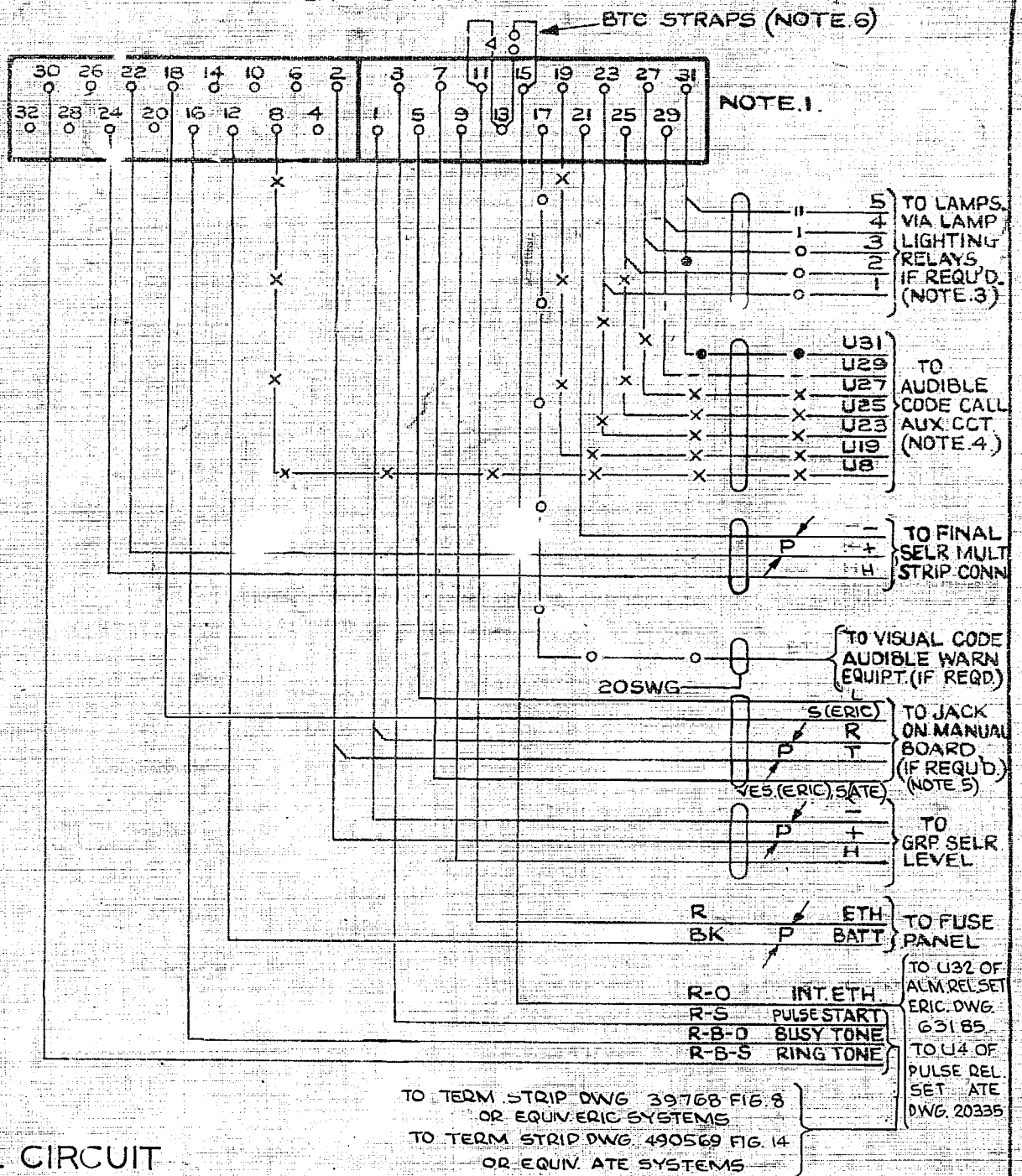



FIG. 1
CODE CALL CIRCUIT

NOTES

1. SHELF JACK POINTS U9-U11 MAKE CONTACT WHEN RELAY SET IS REMOVED
2. ALL WIRING BEARING A COLOUR CODE TO BE 22 SWG.
3. WHEN VISUAL SIGNALLING IS EMPLOYED :-
 USE CONNS. SHOWN — 0 — FOR 3-LAMP DISPLAY (7 CODES)
 USE CONNS. SHOWN — 0 — & — 1 — FOR 4-LAMP DISPLAY (14 CODES)
 USE CONNS. SHOWN — 0 — , — 1 — & — 11 — FOR 5-LAMP DISPLAY (25 CODES)
4. WHEN AUDIBLE SIGNALLING IS EMPLOYED :-
 USE CONNS. SHOWN — X — FOR 3-UNIT SYSTEM (8 CODES)
 USE CONNS. SHOWN — X — & — — FOR 4-UNIT SYSTEM (15 CODES)
 USE CONNS. SHOWN — X — , — & — 0 — FOR 5-UNIT SYSTEM (25 CODES)
5. ON ATE SYSTEMS, T & R LEADS REVERSED AT SWITCHBOARD
6. WHEN AUDIBLE WARNING OF VISUAL CODE IS USED :-
 ADD STRAP SHOWN — Δ — FOR SINGLE STROKE BELL (CONT. ETH)
 ADD STRAP SHOWN — 00 — FOR CONTINUOUS RINGING BELL (INT. ETH)

CODE CALL CIRCUIT (25 VISUAL &/OR AUDIBLE CODES)											
ATE. TYPE 16 ETC. ERIC. TYPE 9 ETC. P.A.B. X											
(32164)	A	19.5.59	LWL								
AMENDMENT PARTICULARS	ISSUE	DATE	APPROV								
<table border="1" style="width: 100%; border-collapse: collapse;"> <tr> <td style="width: 25%; padding: 5px;">DRAWN</td> <td style="width: 25%; padding: 5px;">CHECKD</td> <td style="width: 25%; padding: 5px;">WIRING</td> <td style="width: 25%; padding: 5px;">CIRCUIT</td> </tr> <tr> <td style="padding: 5px;">J.B.W.</td> <td style="padding: 5px;">M.T.</td> <td style="padding: 5px;">[Signature]</td> <td style="padding: 5px;">[Signature]</td> </tr> </table>			DRAWN	CHECKD	WIRING	CIRCUIT	J.B.W.	M.T.	[Signature]	[Signature]	GBU 14550. MOD. B SHT. 1-2
DRAWN	CHECKD	WIRING	CIRCUIT								
J.B.W.	M.T.	[Signature]	[Signature]								



AS SEEN FROM REAR

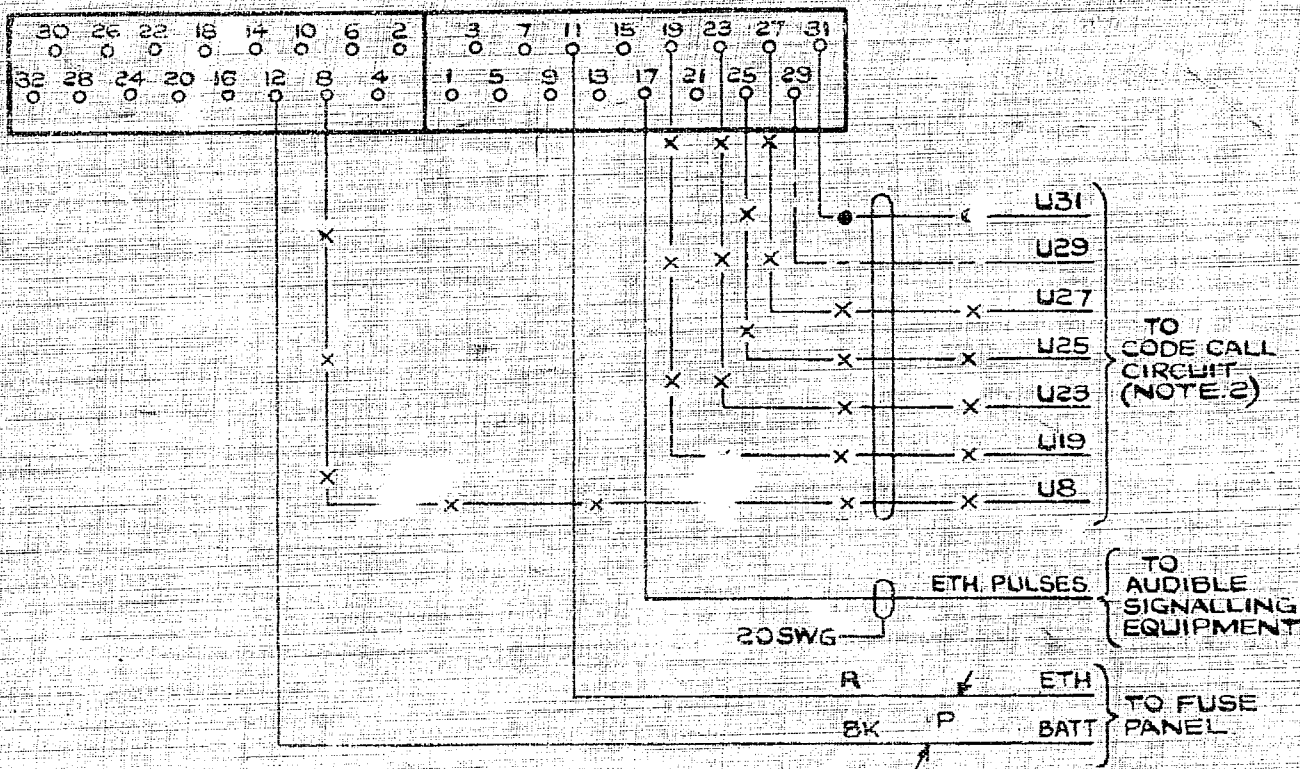


FIG. 2.
AUDIBLE CODE CALL
AUXILIARY CIRCUIT.

NOTES

- 1 ALL WIRING BEARING A COLOUR CODE TO BE 22 SWG.
- 2 USE CONNS SHOWN — X — FOR 3-UNIT SYSTEM (8 CODES)
 USE CONNS SHOWN — & — FOR 4-UNIT SYSTEM (15 CODES)
 USE CONNS SHOWN — X — , — & — ● — FOR 5-UNIT SYSTEM (25 CODES)

CODE CALL CIRCUIT
(25 VISUAL & / OR
AUDIBLE CODES)

AT TYPE 16 ETC. ERIC. TYPE 9 ETC. PABX

(32164)				A	19.5.59	NWC	
AMENDMENT PARTICULARS				ISSUE	DATE	APPR	50V W
NZPO				DRAWN	CHECKD	WIRING	CIRCUIT
				GBU. 14550. MOD. B		SHT 2-2	

5 Centimetres

10

15

20

25

30