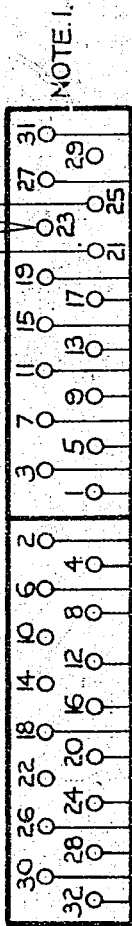


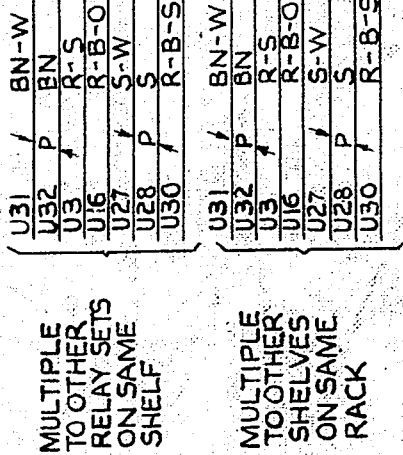
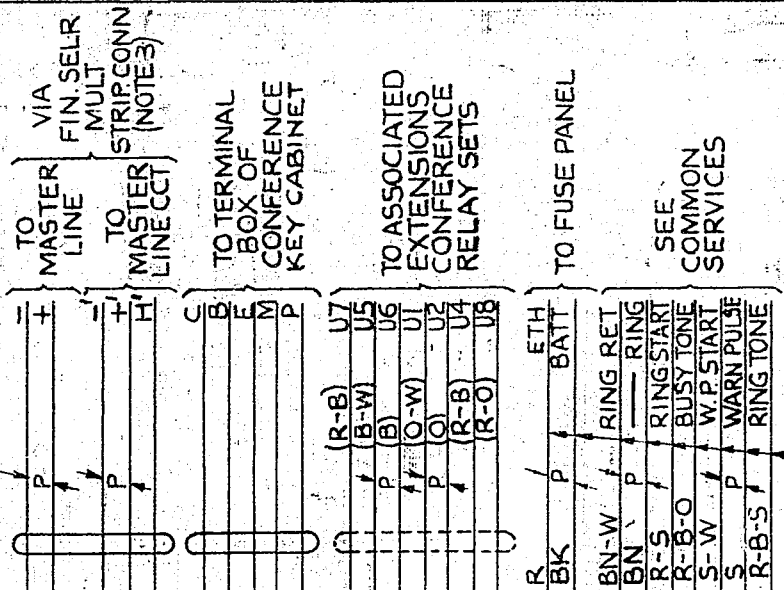
AS SEEN FROM REAR

- NOTES.
- 1-1. SHELF JACK POINTS U17-U19 & U18-U20 MAKE CONTACT WHEN RELAY SET IS REMOVED
  - 1-2. ALL WIRING TO BE 25 SWG UNLESS OTHERWISE SHOWN.
  - 1-3. CUT STRAPS BETWEEN +&+ AND -&- TAGS OF MASTER LINE ON FINAL SELR MULT STRIP CONN.
  - 1-4. U31 & U32 SHALL BE WIRED TO EITHER CONT, OR INT. RING AS REQUIRED

BTC STRAPS



NOTE 1.



MULTIPLE TO OTHER RELAY SETS ON SAME SHELF

MULTIPLE TO OTHER SHELVES ON SAME RACK

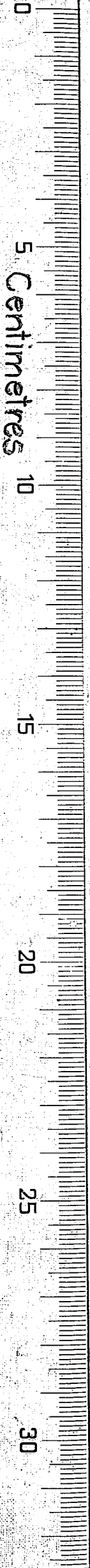
22 SWG

22 SWG

NOTE 1-4

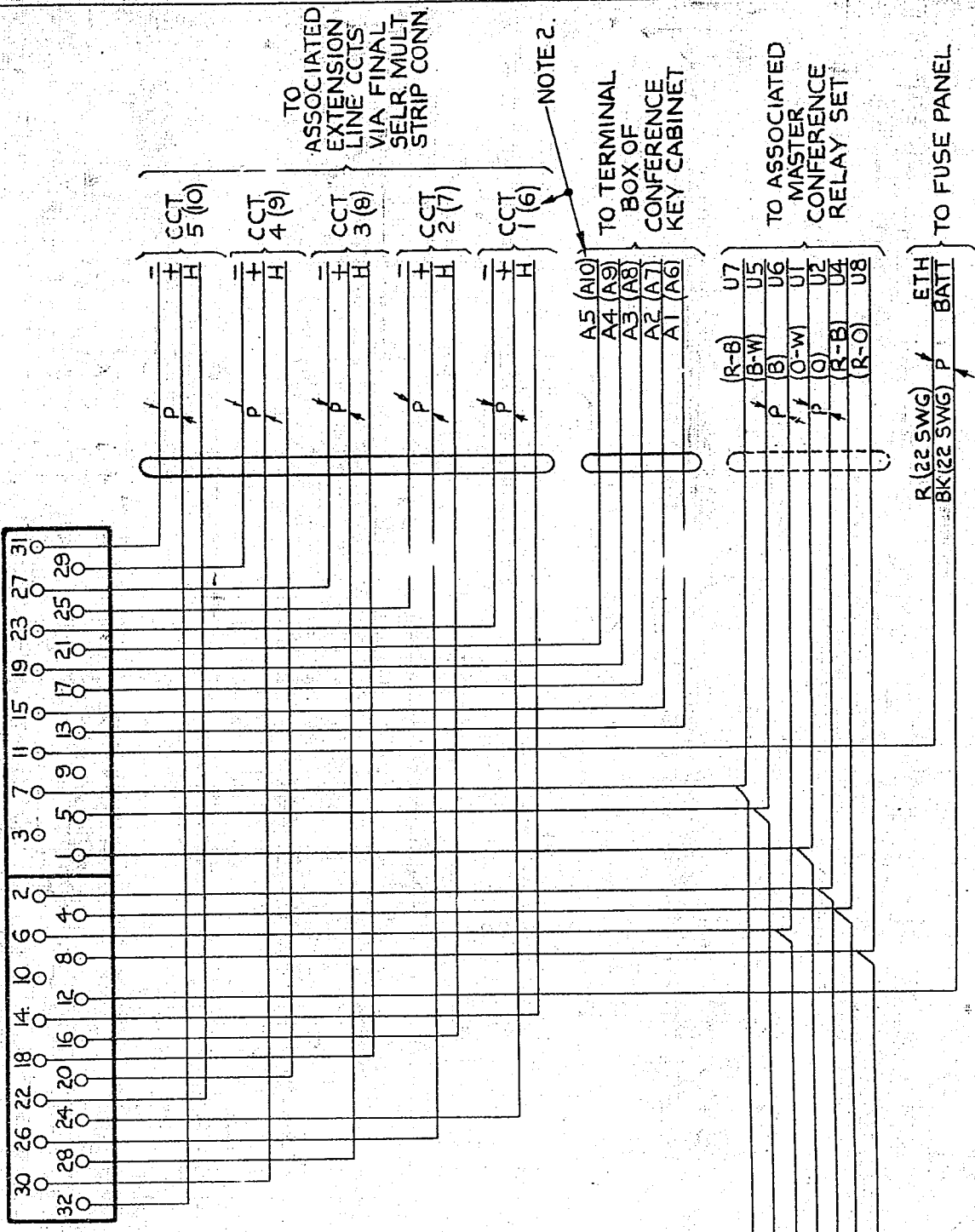
CONFERENCE CIRCUIT WITH PRIORITY 50/1200 LINE P.A.B.X.			
NOTE 1-4 ADDED	(70761)	3	30-5-63
WP START WAS ON U22. WAS SHEET 1-2 (32421)	(8075)	2	24-6-59
		1	16-9-57
AMENDMENT PARTICULARS	ISSUE DATE	APPD	50% W
NZ.P.O.	DRAWN PR	CHECKED	WIRING CIRCUIT
GBU 14540			SHT 1-4

FIG. 1.  
MASTER CONFERENCE RELAY SET



AS SEEN FROM REAR

- NOTES.
1. ALL WIRING TO BE 25 SWG UNLESS OTHERWISE SHOWN.
  2. DESIGNATIONS IN BRACKETS REFER TO SECOND EXTENSIONS RELAY SET ASSOCIATED WITH SAME MASTER.
- 3.5 CIRCUITS PER BASE.



U7 (R-B)  
 U5 (B-W)  
 U6 (B)  
 U1 (O-W)  
 U2 (O)  
 U4 (R-B)  
 U8 (R-O)

COMMON TO OTHER EXTENSIONS RELAY SET ASS'D WITH SAME MASTER



SEE SHTS 14&3-4	(70761)	3	30-5-63	<i>PC</i>
WAS SHEET 2-2	(32421)	2	24-6-59	<i>PC</i>
	(8075)	1	16-9-57	<i>PC</i>
AMENDMENT PARTICULARS		ISSUE DATE	APPD	
N.Z.P.O.	DRAWN PE	CHECKED	WIRING CIRCUIT	

CONFERENCE CIRCUIT WITH PRIORITY  
 50/1200 LINE P.A.B.X.

GBU 14540

SHT 2-4

FIG. 2.  
 EXTENSIONS CONFERENCE RELAY SET.



AS SEEN FROM REAR

NOTE 3-1

- NOTES
- 3-1: SHELF JACK POINTS U17-U19 & U18-U20 MAKE CONTACT WHEN RELAY SET IS REMOVED.
  - 3-2: ALL WIRING TO BE 25 SWG.
  - 3-3: U32 & U31 SHALL BE WIRED TO EITHER CONT. OR INT. RING AS REQD. FOR CONT. RING; WIRE U31 TO U31 OF PULSE C.C.T. (G); U32 TO U32 OF PULSE C.C.T. (G-W) FOR INT. RING WIRE U31-U27 OF PULSE C.C.T. (D) & U32-U26 OF PULSE C.C.T. (O-W)

				<b>CONFERENCE CIRCUIT WITH PRIORITY.</b>			
NOTE 3-3 ADDED TO CATER FOR EITHER CONT. OR INT. RING. (10761)				3	30-5-63	JWA	
(32421)				2	24-6-59	JWA	
AMENDMENT		PARTICULARS		ISSUE	DATE	APPD	
NZPO		DRAWN		CHECKED		WIRING	
		CIRCUIT		GBU 14540		50V W	
SHT. 3-4							

FIG. 3  
MASTER CONFERENCE RELAY SET  
20, 35 & 49, LINE P.A.B.X's.

5 Centimetres

10

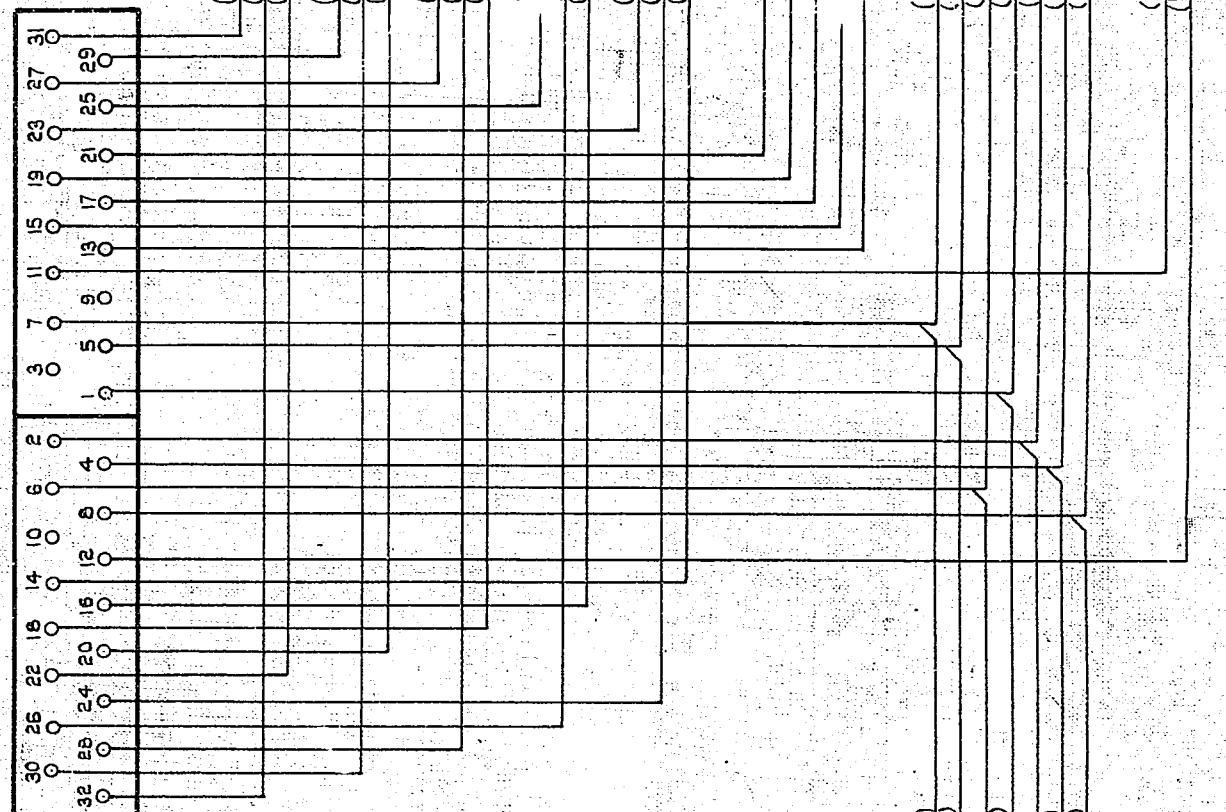
15

20

25

30

AS SEEN FROM REAR



- NOTES.
- 4-1 ALL WIRING TO BE 25 SWG.
  - 4-2 DESIGNATIONS IN BRACKETS REFER TO SECOND EXTENSIONS RELAY SET ASSOCIATED WITH SAME MASTER.
  - 4-3 5 CIRCUITS PER BASE.

NOTE 4-2

TO TERMINAL BLOCK OF CONFERENCE KEY CABINET

TO ASSOCIATED MASTER CONFERENCE RELAY SET

TO FUSE PANEL

COMMON TO OTHER EXTENSIONS RELAY SET ASS'D WITH SAME MASTER

FIG. 4.

EXTENSIONS CONFERENCE RELAY SET  
20, 35 & 49 LINE P.A.B.X's.

<b>CONFERENCE CIRCUIT WITH PRIORITY.</b>				
SEE SHTS, 1-4 & 3-4	(70761)	3	30.9.63	<i>[Signature]</i>
	(32421)	2	24.6.59	<i>[Signature]</i>
AMENDMENT	PARTICULARS	ISSUE	DATE	APP'D
NZPO				50V W
DRAWN	CHECKED	WIRING	CIRCUIT	GBU 14540
				SHT. 4-4