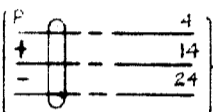


-	x	p	x	24
+	x		x	14
P	x		x	4
HA1	x		x	38
HB1				45
-1				21
+1	P			11
T1				1
TA1				8
TB1				25
ST1				31
HA2				41
-2				22
+2				12
T2				2
TA2				6
TB2				26
ST2				32
HB2				42

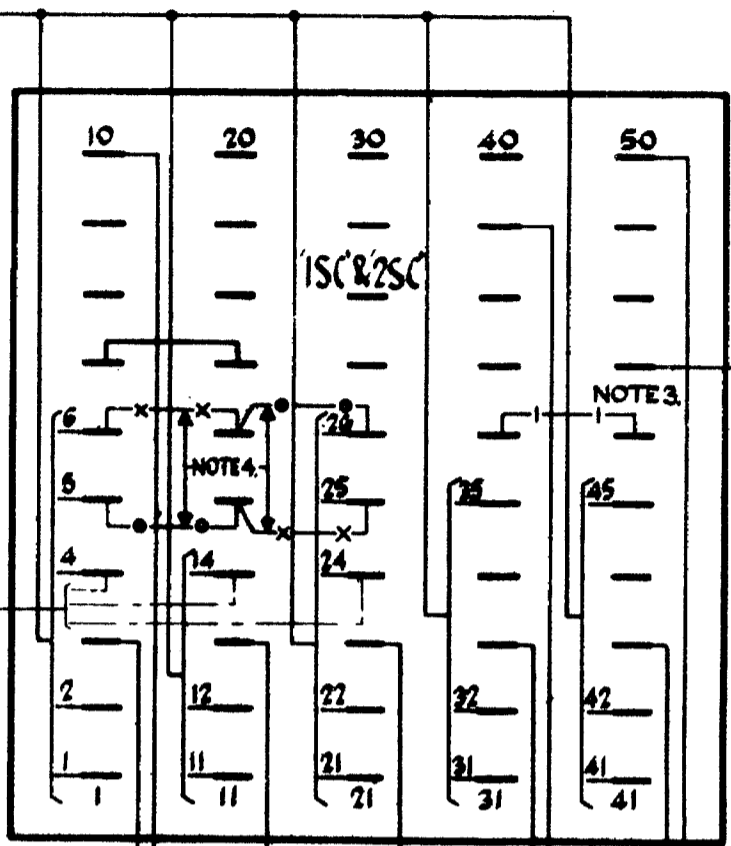
NOTE 5

TO I.D.F.
LOCAL.

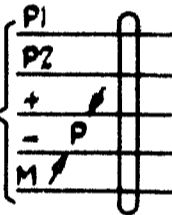
TO DIAL TONE
SUPPRESSION CCT
GBW 15510 OR
EQUIV. (WHEN REQD)



NOTE 5

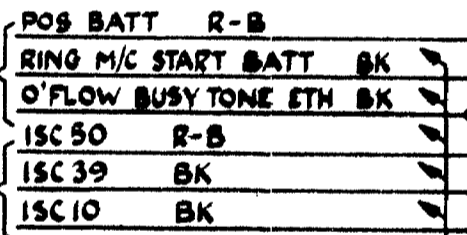


TO I.D.F.
MULT.



COMMON
SERVICES

MULT TO
OTHER CCTS
ON RACK AS
REQD.

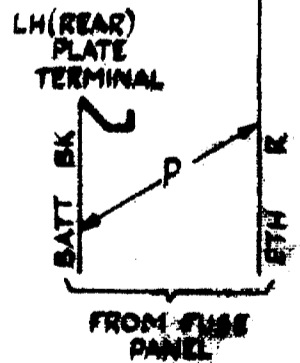


NOTE 2.

NOTE 2.

NOTES.

1. ALL WIRING TO BE 20 SW.G UNLESS OTHERWISE SPEC'D.
2. THESE LEADS ARE REQD ON 'ISC' ONLY.
3. INSERT STRAP SHOWN —|— WHEN TRUNK OFFERING IS REQD.
4. INSERT STRAPS SHOWN —o— WHEN LINE FOR CONTROL R.S. NO. 1. IS FIRST CHOICE, INSERT STRAPS SHOWN —x— WHEN LINE FINDER CONTROL R.S. NO. 2. IS FIRST CHOICE.
5. WHEN GBW 15510 IS PROVIDED USE CABLING SHOWN —•— AND DELETE CABLING SHOWN —x—
6. 'ISC' INDICATES L.H.(REAR) STRIP CONN
'2SC' INDICATES R.H.(REAR) STRIP CONN.



				U.A.X. NO NZ 13. INCOMING JUNCTION FROM PARENT OR NON-DEPENDENT EXCH.	
NOTE 5 DELETED NEW NOTE 5 WAS 7 (66003)	3	18-1-63	GBN		
ALT WIRING TO SUPPRESSION CCT & NOTE 7 WERE NOT SHOWN (30770)	1	15-11-60	CLM		
AMENDMENT PARTICULARS	ISSUE	DATE	APPO	REF.—	
N.Z.P.O.	DRAWN	CHECKED	WIRING	CIRCUIT	GBU 13980