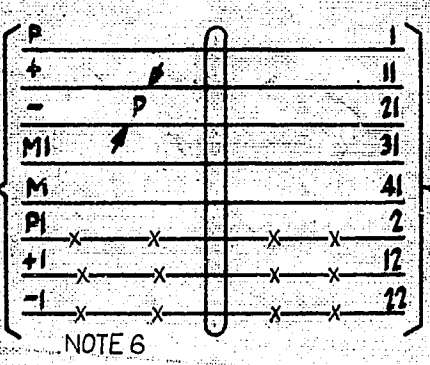


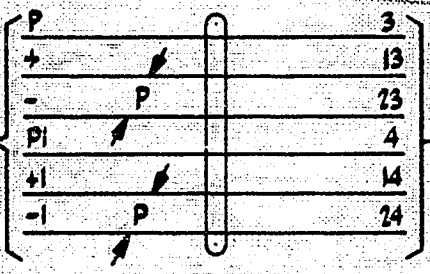
TO ROUTE DISCRIMINATING EQUIPMENT & TIMING CCT. GBW 13 320 OR EQUIV.

PU	5
MB	6
SFM	7
H	8
TP	10
TN	15
M	16
SFO	17
CB	18
TS	20
DS	25
SFC	27
C	28
P	32
HL	40
PA	42
EF	50

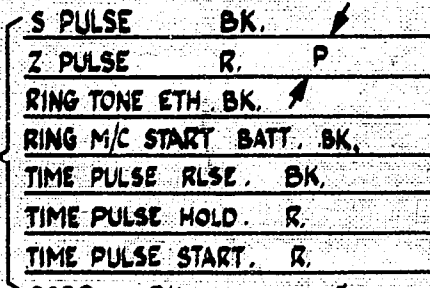
TO I.D.F. MULT.




TO I.D.F. LOCAL



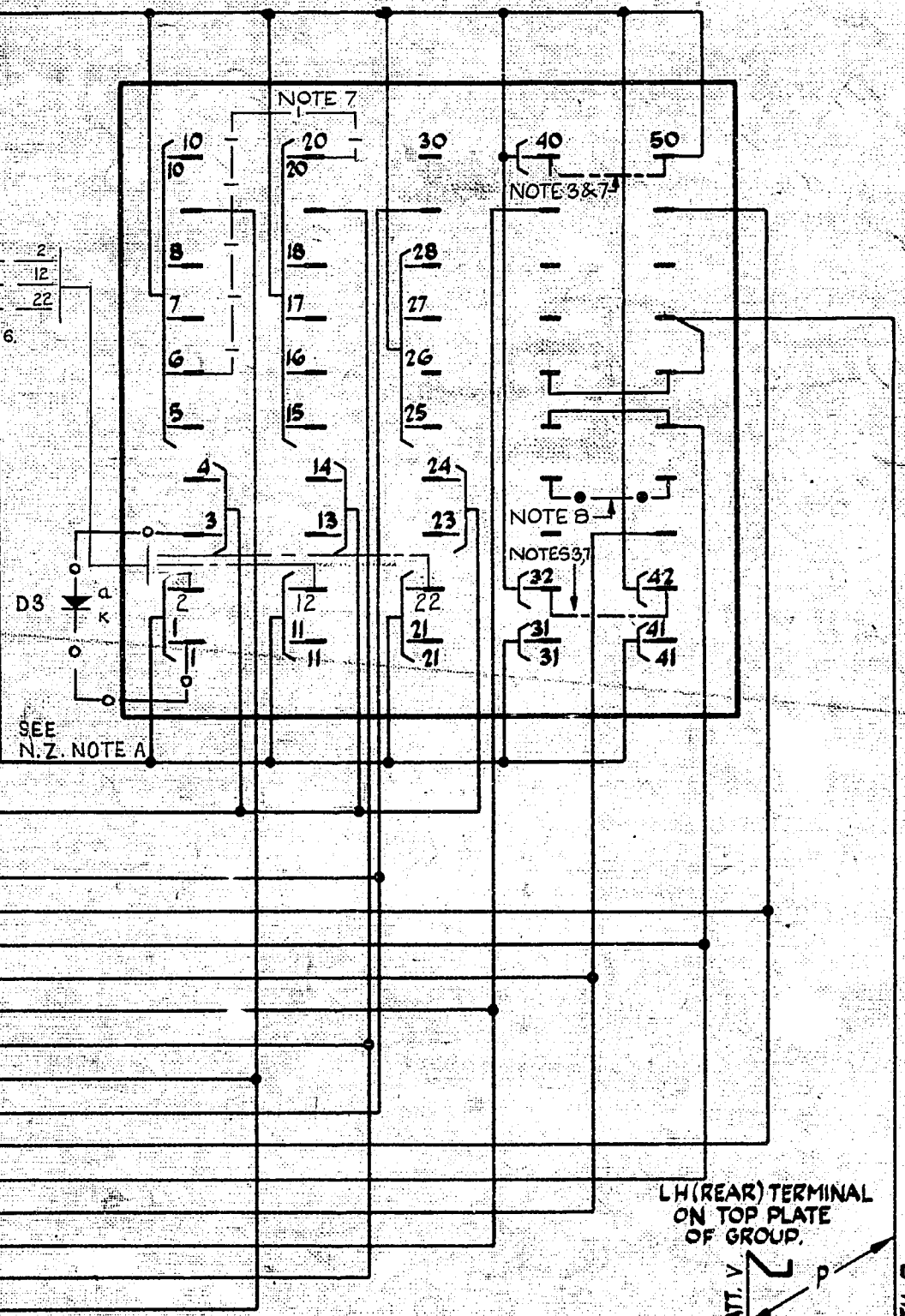
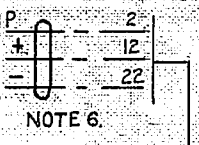
COMMON SERVICES



MULT TO OTHER CCTS ON PACK AS REQD.



TO DIAL TONE SUPPRESSION CCT. GBW 15510 OR EQUIV. (WHEN REQD.)



LH (REAR) TERMINAL ON TOP PLATE OF GROUP.



FUSE FROM SERVING ASSOC'D. ROUTE DISCRIMINATING EQUIPMENT OR DIRECT FROM FUSE.

NOTES

1. ALL WIRING TO BE 20 SW.G. UNLESS OTHERWISE SPECIFIED.
2. DELETED.
3. WHEN WORKING DIRECT TO MANUAL EXCHANGES STRAP TERMINALS SC32-42 AND SC40-50 AND SC20 TO 6 SHOWN THUS
4. DELETED.
5. DELETED.
6. WHEN GBW 15510 IS PROVIDED USE CABLING SHOWN THUS AND DELETE CABLING SHOWN THUS
7. WHEN WORKING ON AUTO ROUTES ON WHICH ROUTE DISCRIMINATION EQUIPT IS NOT REQUIRED, STRAP SC 32 TO SC42, SC 40 TO SC50 & SC 20 TO SC 6
8. WHEN JUNCTION RESISTANCE EXCEEDS 200 OHMS STRAP TERMINALS SC 34-44. SHOWN THUS
9. ON EARLY EQUIPMENTS BATT. WIRING WAS BK.

N.Z. NOTES

- A. WHEN USED WITH NEC LOCAL REGISTER SYSTEM AS A BOTHWAY CIRCUIT CONNECT DIODE D3 AND WIRING

DIODE D3 ADDED (REF NZM QT) (176233)	5A	6-3-78	RED	
NOTE 9 ADDED, NOTE 3 REVISED (8786)	5	10-12-68	RED	
NOTE 8 ADDED, NOTES 2, 4 & 5 DELETED (72258)	4	14-2-64	ORH	
NOTE 7 & SC6 TO SC20 STRAP ADDED. (69674)	3	29-11-63	ORH	
ALT. WIRING TO D/T SUPPRESSION CCT & NOTE 6 WERE NOT SHOWN (39397)	2	18-11-60	ORH	
	(30770)	1	20-1-58	Curt

AMENDMENT PART JUL 20

ISSUE	DATE	APP?	REF	1	50V	L
DRAWN	CHECKED	WIRING	CIRCUIT			

U.A.X. NO NZ 13. OUTGOING JUNCTION PARENT EXCHANGE AND NON-PARENT EXCHANGES.

GBU 13930

NZ.P.O.

5 Centimeters

15

20

25

30