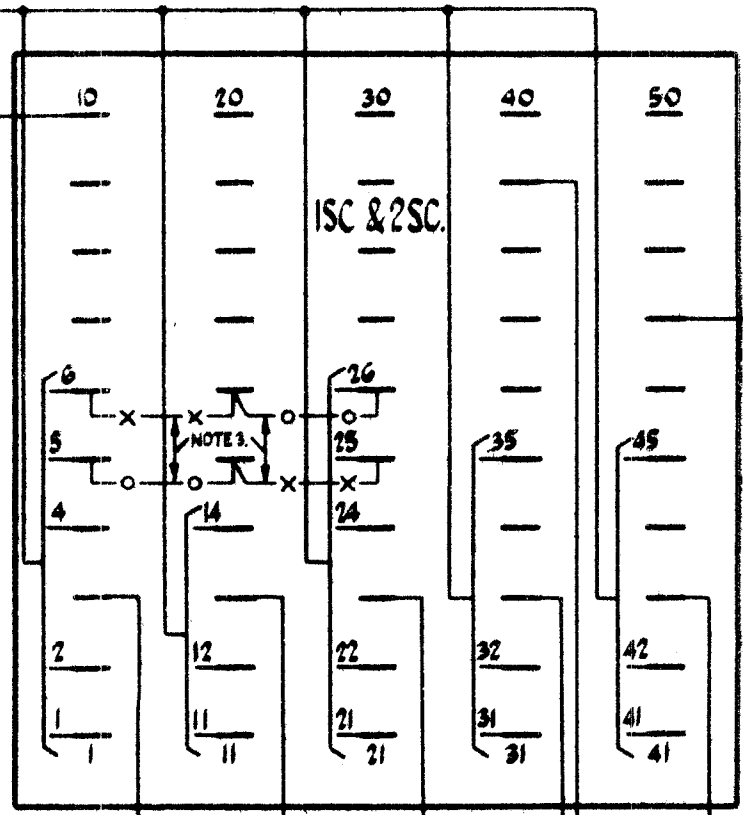
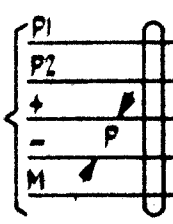


P		4
+	/	14
-	P	24
HA1	/	35
HB1		45
-1		21
+1	P	11
TA1	/	6
TB1		28
T1		1
ST1		31
HA2		41
-2	/	22
+2	P	12
TA2	/	6
TB2		26
T2		2
ST2		32
HB2		42

TO I.D.F.  
LOCAL.




TO I.D.F.  
MULT.



COMMON SERVICES



MULT TO OTHER  
CIRCUITS ON  
RACK AS  
REQD.



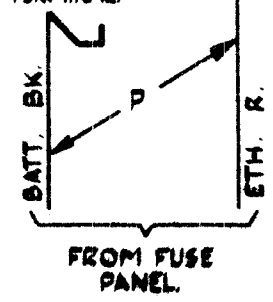
NOTE.2.

NOTE.2.

NOTES.

1. ALL WIRING TO BE 20 SW.G. UNLESS OTHERWISE SPECIFIED.
2. THESE LEADS ARE ONLY REQD. ON 'ISC' ONLY.
3. WHEN LINE FINDER CONTROL R.S. No.1. IS FIRST CHOICE ADD STRAPS SHOWN THUS —○— AND OMIT STRAPS SHOWN THUS —x— WHEN LINE FINDER CONTROL R.S. No.2. IS FIRST CHOICE ADD STRAPS SHOWN THUS —x— AND OMIT STRAPS SHOWN THUS —○—
4. 'ISC' INDICATES 'LH' (REAR) STRIP CONN. '2SC' INDICATES 'RH' (REAR) STRIP CONN.

LH.(REAR) PLATE TERMINAL



U.A.X. No NZ.13.  
INCOMING JUNCTION  
FROM  
ATTACHED U.A.X. No NZ.13R.

(30770)	1	20-12-54	Upp
AMENDMENT PARTICULARS	ISSUE DATE	APP?	REF -

50V. H

GBU 13780

N.Z.P.O.

DRAWN	CHECKED	WIRING	CIRCUIT
-------	---------	--------	---------